



OFFICE OF THE NATIONAL COMMANDER
CIVIL AIR PATROL
UNITED STATES AIR FORCE AUXILIARY
MAXWELL AIR FORCE BASE, ALABAMA 36112-5937

ICL 18-02
2 March 2018

MEMORANDUM FOR ALL MEMBERS

FROM: CAP/CC

SUBJECT: Interim Changes; Interim change 1 to Civil Air Patrol Regulation (CAPR) 39-3, and Interim change 3 to Civil Air Patrol Manual (CAPM), 39-1

1. The interim changes to, CAPR 39-3, *Award of CAP Medals, Ribbons and Certificates*, dated 28 December 2012; and CAPM 39-1, *Civil Air Patrol Uniform Manual*, dated 26 June 2014, are effective immediately. These changes provide definitive guidance for the proper wear and placement of the United States Air Force Organizational Excellence Award (AFOEA) ribbon, by eligible CAP airmen.
2. In September 2016, in an unprecedented act of recognition, Civil Air Patrol received the Air Force Organization Excellence Award (AFOEA), for outstanding service during the period, 1 October 2012 to 31 August 2016 (dates inclusive).
3. Eligibility for permanent wear of the AFOEA ribbon: The following CAP members are authorized permanent wear the AFOEA ribbon; senior members (including fifty-year and life members), and cadet members, with active membership for at least one day during the award period (1 Oct 2012 to 31 Aug 2016). National Headquarters will update the personnel records, of qualifying CAP members, to reflect permanent receipt and authority to wear the AFOEA ribbon.
4. Authorized uniforms: The AFOEA ribbon is authorized for wear only on the CAP Air Force style blue uniform combinations.
 - a. The AFOEA ribbon may be worn on the: Cadet Semi-Formal Dress uniform; Blue Service Dress (Class A) uniform, and the Long and Short Sleeve Blue Shirt (Class B) uniforms, as defined in CAPM 39-1.
 - b. The AFOEA ribbon is not authorized for wear on: The Mess Dress uniform; any CAP corporate uniform combination; utility uniform, work uniform, flight uniform, as defined in CAPM 39-1.
5. Order of Precedence: If worn, the AFOEA ribbon shall be worn between military ribbons and CAP ribbons, as follows:
 - a. CAP members without federal military ribbons: As a military award, the AFOEA ribbon has precedence above all CAP decoration ribbons. Therefore, if worn, the AFOEA ribbon shall be the highest ribbon worn and displayed. No CAP ribbons shall have precedence above the AFOEA.
 - b. CAP members with current or prior military service: If worn, the AFOEA ribbon shall have precedence below your lowest authorized military award or service ribbon. All ribbons earned from the military shall have precedence above the AFOEA ribbon. If wearing military and CAP ribbons, the AFOEA ribbon shall be worn between the military ribbons and the CAP ribbons.

1. This is a unique award circumstance; as the award was earned for service with CAP, and not one of the uniformed services, it does not qualify for inclusion, or wear, in the standard order of precedence for current military awards and decorations. Consequently, if you choose to wear the AFOEA ribbon, it must be placed below your lowest military ribbon.

2. If you choose to wear military and CAP ribbons, then the AFOEA ribbon shall be placed between the lowest military ribbon, and above the highest CAP ribbon.

3. If you already have an AFOEA ribbon earned during military service, you may not add an oak leaf cluster to that ribbon. You will add a second AFOEA ribbon, and place it below your lowest military ribbon as noted above.

6. Wear of the commercially available AFOEA enamel lapel pin by current and former CAP Airmen:

a. The AFOEA enameled lapel pin is authorized for wear on the lapel of the CAP Corporate blazer, in accordance with CAPM 39-1. The AFOEA ribbon is not authorized for wear on any CAP Corporate uniform combination.

b. The AFOEA enameled lapel pin may be worn on appropriate civilian attire by current and former eligible CAP members, without restriction.

7. The personnel record of all eligible CAP members have been updated to reflect this award. These interim changes will remain in effect until incorporated in future versions of CAPR 39-3 and CAPM 39-1, as part of the publications reengineering project. If you have any questions, contact Ms Susan Parker, CAP/DP at (334) 953-7748, extension 212 or email sparker@capnhq.gov.



MARK E. SMITH
Major General, CAP
Commander



OFFICE OF THE NATIONAL COMMANDER
CIVIL AIR PATROL
UNITED STATES AIR FORCE AUXILIARY
Maxwell Air Force Base, Alabama 36112-5937

ICL 16-04
6 March 2016

MEMORANDUM FOR ALL CAP MEMBERS

FROM: CAP/CC

SUBJECT: Interim Change Letter 2 – CAPM 39-1 *Civil Air Patrol Uniform Manual*

1. CAPM 39-1, 26 June 2014, is amended as follows:

Replace paragraph 2.5.1 in its entirety with the following verbiage:

2.5.1. Membership. Voting members include the Chair (appointed by CAP/CC), and one Wing Commander (appointed by CAP/CC) from 4 of the 8 regions (nominated by the respective region commander). The CAP Command Chief Master Sergeant, the National Historian, and a cadet appointed by the National Cadet Advisory Council will serve as non-voting resource advisors. NHQ/DP and CAP-USAF/CC (or designees) serve as non-voting advisors to the NUC. Additional advisors, to include a Legal Corps representative, may be appointed by CAP/CC as non-voting members.

2. If you have any comments or concerns, contact Ms Susan Parker, CAP/DP at (334) 953-7748, extension 212 or email sparker@capnhq.gov.

A handwritten signature in black ink, appearing to read "Joseph R. Vazquez".

JOSEPH R. VAZQUEZ
Major General, CAP
National Commander



NATIONAL HEADQUARTERS CIVIL AIR PATROL

CAP MANUAL 39-1

26 JUNE 2014

Personnel

CIVIL AIR PATROL UNIFORM MANUAL

This manual describes the various Civil Air Patrol (CAP) uniform items and how they will be worn.

SUMMARY OF CHANGES

This manual has been revised in its entirety to more closely reflect the structure and organization of Air Force Instruction (AFI) 36-2903, implementation of the most recent USAF guidance for USAF-style uniforms through 17 January 2014, implementation of uniform manual interim change letters published by NHQ on 17 Dec 2012 and 12 March 2013, and guidance approved in 2012 for Corporate-style uniforms.

Chapter 1. Provides clearer guidance on the intent of the CAP uniform program and the purpose of authorizing both a USAF-style and Corporate-style uniform. A uniform table is provided that compares the styles of uniform and identifies appropriate situations for wear. Guidance is provided for religious accommodation requests for Corporate-style uniforms. Uniform wear for adult individuals without grade has been clarified. Uniform wear requirements for on activities conducted under a CAP mission number (A, B, or C) are clarified.

Chapter 2. Outlines specific roles and responsibilities for leaders, staff officers and individual members at each organizational echelon. Describes the composition and role of the National Uniform Committee.

Chapter 3. A common standard for sideburns is created for male members. Revised guidance is given for uniform wear by members with tattoos, brands and body markings. Requires all members at CAP events in civilian attire to meet at least Corporate-style grooming standards concerning hair, body piercings, tattoos, etc.

Chapter 4. USAF-style uniform standards are completely re-stated to match language found in AFI 36-2903. Authorizes adult NCOs to wear US insignia inside circle. Implements changes approved by National Board action in 2011 to the Corporate-style Uniform. Authorizes wear of a white female overblouse with the Corporate Service Uniform and Aviator Shirt Uniform. Requires wear of CAP NCO stripes on Aviator Shirt Uniform. Eliminates wear of collar insignia for Cadet Airmen Basic. Authorizes wear of button down shirt with male Corporate Service Uniform.

Chapter 5. USAF-style uniform standards in the prior CAPM 39-1 are re-stated to match the most recent USAF instructions for BDUs. Trouser blousing standard for utility uniforms from current AFI 36-2903 is applied. Initiates phase out of the US Flag on the BDU and Corporate Field Uniform with mandatory “no wear” date of 1 Jan 2017 to meet the USAF standard. Reclassifies and retitles the Corporate Utility Uniform as a cotton version of the Corporate Flight Duty Uniform. Clarifies that aviation, occupational, specialty track or duty title may be embroidered on the Corporate Working Uniform. Clarifies rank insignia for officers should be centered on the BDU and Blue Field Caps to match USAF standard. Eliminates wear of collar insignia for Cadet Airmen Basic.

Supersedes: CAPM 39-1, 23 March 2005.
Distribution: National CAP website.

OPR: DP
Pages: 148

Notice: CAP publications and forms are available digitally on the National CAP website at:
http://www.capmembers.com/forms_publications_regulations/

Chapter 6. Authorizes Black Fleece for wear with Corporate-style working uniforms, Flight Duty Uniform and Aviator Shirt Uniform. Authorizes wear of corporate seal on USAF lightweight blue jacket. Clarifies male caps (service cap and flight cap) are authorized for both male and female members per AFI 36-2903. Updates wear requirements for USAF-style uniform accoutrements to match current AFI 36-2903. Removes requirement for officers to wear CAP cutouts on BDU field jacket epaulets.

Chapter 8. Format of the chapter is amended to match structure of AFI 36-2903. Clarifies wear of occupational badges and Command Insignia Pin on black leather nametag. Reclassifies the CAP Utility Uniform as one version of the Corporate Flight Duty Uniform, and clarifies that the Corporate Flight Duty Uniform is available in both Nomex and cotton material.

Chapter 9. Outlines the specific variations from standard uniform wear guidelines for unique settings including the Soaring uniform, National Cadet Special Activities, and Honor Guard uniforms.

Chapter 10. Implements CAP insignia reclassification into service badges, aviation badges, Command Insignia Pin, occupational badges, and specialty track badges as accepted by the National Board in 2011. Description and authority for wear are provided for each authorized patch and badge. Requires wear of Command Insignia Pin on the USAF-style uniform for all active and graduated commanders in the rank of lieutenant colonel and below, and makes wear optional on the Corporate-style uniform. Updates authorization of the Marksmanship Badge for cadets. Clarifies wear of the cadet first sergeant insignia. Eliminates Aerial Radiological Monitoring Patch, NEAT patch and CAP Membership 2000 patches as no longer current with CAP programs and activities.

Chapter 11. Cadets are granted permission to reduce the number of ribbons worn by removing all but the highest Cadet Program achievement or milestone ribbon.

Chapter 13. The uniform suggestion and change process is outlined in accordance with procedures approved by the National Board in 2011.

Attachment 5. Implements new NCO grade insignia.

Attachment 6. Implements several new insignia and badges for aircrew, commanders, senior officers, National Staff, and various specialty tracks.

TABLE OF CONTENTS

1	CHAPTER 1 - GENERAL INFORMATION	5
1.1	Basic Philosophy and Enforceability.	5
1.2	Wear of the CAP Uniform.	6
1.3	How Members Acquire Uniform Items.	10
1.4	Adults without Grade.	11
1.5	Responding to Requests for Religious Accommodation.	12
2	CHAPTER 2 - ROLES AND RESPONSIBILITIES	14
2.1	National Commander.	14
2.2	Commander, CAP-USAF.	14
2.3	CAP Command Chief Master Sergeant.	14
2.4	NHQ Chief, Personnel and Member Actions.	14
2.5	National Uniform Committee.	14
2.6	Directors of National Activities.	14
2.7	Region Commanders.	14
2.8	Wing Commanders.	15
2.9	Wing Directors of Personnel.	15

2.10	Commanders below Wing.....	15
2.11	General Leadership Responsibilities.....	16
2.12	Individual Member Responsibility.....	16
3	CHAPTER 3 – GROOMING AND APPEARANCE STANDARDS.....	18
3.1	Personal Grooming Standards.....	18
3.2	USAF-style Uniform Grooming Standards.....	18
3.3	Corporate-style Uniform and Member’s Wearing Civilian Attire at CAP Events Grooming Standards.....	20
4	CHAPTER 4 – DRESS UNIFORMS.....	22
4.1	USAF-style Uniforms.....	22
4.2	Corporate-style Uniforms.....	54
5	CHAPTER 5 – WORKING AND UTILITY UNIFORMS.....	66
5.1	USAF-style Utility Uniforms.....	66
5.2	Corporate-style Working Uniforms.....	69
6	CHAPTER 6 – OUTERGARMENTS, HEADGEAR, RANK INSIGNIA AND ACCESSORIES.....	76
6.1	Outergarments.....	76
6.2	Headgear.....	84
6.3	Jewelry, Eyewear, Electronic Devices, Bags, Backpacks, Cold Weather and Other.....	88
6.4	Footwear.....	90
7	CHAPTER 7 – NOT USED.....	94
8	CHAPTER 8 – FLIGHT DUTY UNIFORMS.....	95
8.1	USAF-style and Corporate-style Flight Duty Uniform (FDU) Guidance.....	95
8.2	USAF-style FDU (FDU) (Figure 8.1).....	95
8.3	Corporate Flight Duty Uniform (CFDU).....	98
9	CHAPTER 9 – DISTINCTIVE UNIFORMS, ITEMS AND EQUIPMENT.....	102
9.1	CAP Soaring and Ballooning Uniforms.....	102
9.2	National Special Activities.....	102
9.3	Shoulder Cords.....	102
9.4	Shoulder cords will not be worn on Working Uniforms (see Table 1-1).....	102
9.5	Items which May be Authorized by Wing Commander.....	103
9.6	Wear of Items Required for Emergency Services or Safe Operations:.....	103
9.7	Honor Guard Uniform.....	104
10	CHAPTER 10 – BADGES AND SPECIALTY INSIGNIA.....	107
10.1	Policy.....	107
10.2	Service Badges.....	107
10.3	Aviation Badges.....	107
10.4	Occupational Badges.....	108
10.5	Specialty Track Badges.....	108
10.6	NRA Marksmanship Badge.....	108
10.7	Patches.....	108
10.8	Additional Badge Information.....	110
10.9	Establishing a new badge.....	111
10.10	Adding or Amending Higher-level Organizational Patches or Emblems.....	111

11 CHAPTER 11 – AWARDS AND DECORATIONS	112
11.1 Wear Instructions.....	112
11.2 Wear of Awards.....	112
11.3 Description of Medals and Ribbons.....	114
11.4 Devices on CAP Medals and Ribbons.....	115
11.5 Policy for Wear of CAP Decorations on Civilian Attire.....	115
12 CHAPTER 12 – RETIRED, CADET SPONSOR AND OTHER CAP MEMBERS	116
12.1 Retired Members.....	116
12.2 Cadet Sponsor Members.....	116
12.3 Volunteer Support of the Air Force (VSAF).....	116
12.4 All other member types.....	116
13 CHAPTER 13 – UNIFORM POLICY	117
13.1 Supplements.....	117
13.2 Uniform Change Submission Process.....	117
ATTACHMENT 1 – GLOSSARY OF REFERENCES AND SUPPORTING INFORMATION... 118	
ATTACHMENT 2 – CAP WEIGHT STANDARDS..... 119	
ATTACHMENT 3 – CAP GROOMING STANDARDS	120
ATTACHMENT 4 – TABLE OF BADGES, DEVICES AND PATCHES..... 121	
ATTACHMENT 5 – RANK INSIGNIA	125
ATTACHMENT 6 – SERVICE BADGES, COMMAND INSIGNIA PINS, NAMETAGS AND CAP CREST AND MESS DRESS SEAL..... 137	
ATTACHMENT 7 – AVIATION, OCCUPATIONAL AND SPECIALTY TRACK BADGES	140
ATTACHMENT 8 – PATCHES..... 145	
ATTACHMENT 9 – PAST, PRESENT AND FUTURE PHASE OUT DATES FOR UNIFORM ITEMS..... 148	

CHAPTER 1 - GENERAL INFORMATION

1.1. Basic Philosophy and Enforceability.

1.1.1 Philosophy.

1.1.1.1. CAP's philosophy is to provide a distinctive and standard set of uniform items that provide a positive public image of the Corporation, build esprit de corps, and enhance professionalism.

1.1.1.2. A significant representation of CAP's organizational heritage, as well as CAP's unique affiliation as the Auxiliary of the US Air Force (USAF), is the authorization for CAP members to wear CAP distinctive uniforms as well as uniforms similar to the US Air Force. CAP uses distinctive emblems, insignia, and badges to identify individuals wearing the USAF-style uniforms as CAP members.

1.1.1.2.1. CAP's USAF-style uniform policies will adhere to USAF standards found in the appropriate USAF instructions. Differences from USAF standards will be only those differences required to meet unique CAP requirements and allowed by USAF-approved exceptions. CAP honors our special relationship with the USAF through closely adhering to the policies set for the USAF's uniform.

1.1.1.2.2. CAP's Corporate-style uniforms facilitate a professional image for members who choose not to or cannot wear the USAF-style uniform. These uniforms are meant to complement, but not replace, the USAF-style uniform. They facilitate member uniformity while neither imposing nor authorizing a military uniform substitute for the USAF-style uniform. Corporate-style uniforms are simpler in design and cost is minimized by making most badges and devices optional for wear.

1.1.1.3. Pride in one's personal appearance and in wearing the uniform greatly enhances the esprit de corps essential to an effective organization. A very important part of the image a CAP member projects and the impression they create is how he/she wears their uniform. As with other personal appearance standards, the CAP uniform emphasizes a neat, clean, professional image. Members have a responsibility to keep their uniform clean, pressed, and in good repair. In addition, members are responsible for knowing the authorized uniform combinations and the correct placement of ribbons, insignia, badges and other uniform items.

1.1.1.4. Therefore, it is critical for members to maintain a high standard of dress and personal appearance. The five elements of this standard are neatness, cleanliness, safety, uniformity, and good organizational image. The first four are absolute, objective criteria needed for the efficiency and well-being of the CAP. The fifth criterion, good organizational image, is subjective but necessary. Appearance in uniform is an important part of CAP's corporate image. Judgment on what is the proper image may differ. The American public and its elected representatives draw certain conclusions on military effectiveness based on the image CAP members present. The image must instill public confidence and leave no doubt that CAP members adhere to our Core Values and are effective and professional in executing our missions. The image of a professional and committed CAP member is incompatible with the extreme, the unusual, and the fad.

1.1.2. Oversight.

1.1.2.1. COMPLIANCE WITH THIS PUBLICATION IS MANDATORY. This publication is the sole source for wear instructions and authorized items for various uniform combinations as prescribed within. Variation from this publication is not authorized. Items not listed in this publication

are not authorized for wear with uniforms. Local commanders do not have the authority to waive grooming and appearance standards.

1.1.2.2. The Commander, CAP-USAF, with the approval of Headquarters USAF, prescribes the wear of the USAF-style uniforms, as well as the insignia, badges, and devices worn on these uniforms.

1.1.2.3. The CAP National Commander (CAP/CC) prescribes the wear of the Corporate-style uniforms, as well as the insignia, badges, and devices worn on these uniforms.

1.2. Wear of the CAP Uniform.

1.2.1. Individual members will obtain and maintain for wear **either** of the minimum basic uniforms described here. These combinations meet the requirements of most CAP events. A commander may require cadets to wear other optional uniform items only if the purchase is voluntary (such as requiring a specific uniform for participation in a National Cadet Special Activity) or if the uniform is supplied without expense to the cadet.

1.2.1.1. Minimum USAF-style Uniform: The minimum basic USAF-style uniform is the Blue Service Uniform (Class B) with short sleeve shirt (male) or blouse (female) as appropriate. Cadets authorized to wear the USAF-style uniform are required to maintain this uniform.

1.2.1.2. Minimum Corporate-style Uniform: The minimum basic CAP Corporate-style uniform is the Aviator Shirt Uniform with short sleeve shirt or blouse as appropriate. Cadets aged 18 and older who meet weight standards for wear of the USAF-style uniform must maintain the USAF-style Class B uniform as noted in the previous paragraph.

1.2.2. Wearing the USAF-style uniform is a privilege extended to CAP members who meet weight (see [Attachment 2](#)) and grooming standards (see [paragraph 3.2](#)). Commanders and activity directors are expected to enforce these standards and ensure that members wearing USAF-style uniforms understand these requirements, that members wearing USAF-style uniforms accept personal responsibility for meeting these requirements, and are expected to provide remedial education and counseling if required.

1.2.3. Classification and General Guidance.

1.2.3.1. CAP uniforms consist of USAF-style uniforms and Corporate-style uniforms. [Table 1-1](#) describes the types of authorized uniforms and categorizes these uniforms by their expected use.

1.2.3.2. Cadets will wear the USAF-style uniforms as outlined in this manual as a key component of their cadet experience. However, cadets over age 18 who are not eligible to wear the USAF-style uniforms due to not meeting weight standards are authorized to wear all Corporate-style uniform combinations, except the Corporate Working Uniform since it does not allow for wear of rank insignia.

Table 1-1. USAF-style and Corporate-style Uniform Equivalency Chart			
	Purpose	USAF-style Uniforms	Corporate-style Uniforms
Dress Uniforms	<i>These uniforms are worn for social functions of a formal and/or official nature (e.g., black tie affairs). The tuxedo is the civilian equivalent.</i>	<u>USAF Dress Uniform</u> <ul style="list-style-type: none"> ➤ Mess Dress ➤ AF Semi-Formal Uniform (authorized for cadets only) 	<u>Corporate Dress Uniforms</u> <ul style="list-style-type: none"> ➤ Corporate Semi-Formal Uniform ➤ Appropriate Civilian Attire
Service Uniforms	<i>Service uniforms are the everyday uniform for CAP business. The appropriate combination depends on the commander's direction and the type of event, but these uniforms are usually worn for unit meetings, professional development events, conferences, etc.</i>	<u>USAF Service Dress</u> <ul style="list-style-type: none"> ➤ Service Dress Uniform (Class A) ➤ Blue Service Uniform (Class B) 	<u>Corporate Service Dress</u> <ul style="list-style-type: none"> ➤ Corporate Service Dress Uniform ➤ Aviator Shirt Uniform
Working Uniforms	<p><i>These working uniforms are the appropriate uniform in a flying, field, or mission environment. Choice of which combination is appropriate depends on the commander's direction and the type of event.</i></p> <p><i>The Corporate Working Uniform may be worn in a flying, field or mission setting when the USAF-style Class B or Corporate Aviator Shirt Uniform would be worn.</i></p>	<u>Utility Uniforms</u> <ul style="list-style-type: none"> ➤ Battle Dress Uniform ➤ Flight Duty Uniform 	<u>Corporate Working Uniforms</u> <ul style="list-style-type: none"> ➤ CAP Field Uniform ➤ Corporate Flight Duty Uniform ➤ Corporate Working Uniform

1.2.3.3. Various combinations of CAP uniforms are authorized in order to allow for various climatic conditions, availability of uniforms, etc., but no member is obligated to obtain all or even a major part of the combinations described in this publication. The CAP/CC and other commanders may specify the wear of a particular uniform type for the purpose of achieving a uniform appearance at squadron, group, wing, region, and national functions. All commanders must be mindful of the objective of attaining a neatly uniformed appearance at a minimum of personal expense to the individual member and will consequently refrain from imposing unreasonable uniform requirements.

1.2.3.4. Vanguard is the authorized vendor for CAP insignia. Items sold through the “Civil Air Patrol” section of the Vanguard webpage are those approved for wear on the CAP uniform. Members who buy uniform items from other vendors may not meet CAP regulations, and commanders may direct the removal of these items from the uniform if they do not meet standards for design, size, material, etc.

1.2.3.5 CAP members may alter uniform clothing to improve fit; however, alterations will not change the intended appearance or required function of the uniform as designed. Individuals may sew down unused pockets but no policy will be established to make it mandatory.

1.2.3.6. In the USAF-style uniform, authorized headgear will be worn while outdoors unless in an area designated as a “no hat” area by the local commander or equivalent. Headgear will also be worn indoors by personnel “bearing arms” (such as color/honor guards), and by personnel participating in military ceremonies or formations indoors when authorized by the local commander.

1.2.3.7. Members conducting fund raising activities will consult CAP fund raising directives on when it is appropriate to wear a uniform and what type of uniforms should be worn.

1.2.3.8. Definitions. As used in this publication, the following words/terms are defined as:

1.2.3.8.1. “Shall”, “will” or “must”, when used in this publication indicates a mandatory requirement.

1.2.3.8.2. “Should” indicates a non-mandatory or preferred method of accomplishment (nondirective).

1.2.3.8.3. “May” indicates an acceptable or suggested means of accomplishment (nondirective).

1.2.3.8.4. “Officers/NCOs” indicate adult members.

1.2.3.8.5 “Cadet(s)” indicate members of the CAP Cadet Corps, and may add officer (Cadet Officer) and NCO (cadet NCO) to reflect cadets in those ranks.

1.2.3.8.6. “Members” indicate adult officers, NCOs and Cadets.

1.2.3.8.7 “Adult” refers to CAP members over age 18 who are not members of the CAP Cadet Corps.

1.2.3.9 Images presented in this manual provide a representation of a common combination of a particular uniform. In matters of interpretation, images and text should be interpreted together; however, the text provides the definitive standard for wear.

1.2.4. When to Wear a CAP Uniform.

1.2.4.1. CAP personnel are generally authorized to wear CAP uniforms to participate in CAP-sponsored activities such as unit meetings, training events, conferences, etc. The appropriate uniform for a given activity is determined by the applicable commander or activity director using information found in Table 1.1 and considering the minimum basic uniform requirements found in [paragraph 1.2.2.4](#).

1.2.4.2. Members are normally required to wear a CAP uniform (either USAF- or Corporate-style) when working with cadets, when flying in a CAP aircraft (Corporate or member owned aircraft used in a CAP flight activity), or when conducting business under a CAP mission number (A, B, or C). Region commanders, wing commanders, and activity directors may stipulate appropriate civilian clothes while traveling to and from events by ground, or during events not involving flight where it is appropriate to wear civilian clothes.

1.2.4.3. CAP members attending a military or civilian event representing CAP must determine whether wear of the uniform is appropriate, must obtain their commander's permission to attend the event in uniform, and must wear the uniform most appropriate to the situation based on formality and the commander's direction. Members will make every effort to comply with local installation uniform policy, or ask the CAP-Liaison Region, the CAP Wing Coordinator, or the installation's public affairs office for guidance.

1.2.4.4. All CAP personnel touring Washington DC, as part of a CAP activity or conducting CAP business in the National Capital Area, will wear the service uniform (Class B), Aviator Shirt Uniform or civilian attire, and will be properly groomed. Officers and NCO visiting the White House, Capitol Building, State Department, or comparable buildings in uniform will wear the Service Dress Uniform (Class A) or Corporate Service Uniform. Cadets may wear Class A or Class B with tie. In no case will BDUs, flight suits, or utility uniforms be worn.

1.2.5. Optional Wear of the CAP Uniform.

1.2.5.1. During Commercial Travel. When traveling in an official capacity on commercial air, in CONUS (to include Alaska and Hawaii), the Service Dress uniform (Class A), Blue uniform (Class B), Corporate Service Dress or Aviator Shirt Uniform may be worn when approved by the individual's commander. Wear of working, field, or flight uniforms is not authorized.

1.2.5.2. Those choosing to wear civilian clothing in lieu of a uniform when traveling on behalf of CAP (when not otherwise required by [paragraph 1.2.4.2](#)) will ensure it is neat, clean, warm enough for in-flight operations, and appropriate for the mode of travel and destination. Examples of inappropriate clothing include: ripped, torn, frayed or patched clothing, tank tops, extremely short shorts/skirts, undergarments worn as outergarments, bathing suits, and any garments which are revealing or contain obscene, profane, or lewd words or drawings.

1.2.6. Overseas. Most foreign governments prohibit the wear of military uniforms by visitors. Members will not wear a CAP uniform in a foreign country except for members on orders to participate in the International Air Cadet Exchange or other international events for which National Headquarters (NHQ) has expressly authorized the wearing of the uniform. Members of CAP cadet squadrons overseas wear the CAP uniform on the host military installation only upon approval of the installation commander in accordance with CAPR 35-4, *Overseas Cadet Squadrons*.

1.2.7. When NOT to wear the CAP Uniform.

1.2.7.1. At a meeting of, or sponsored by an organization, association, movement, or group the Attorney General of the United States has named as totalitarian, fascist, communist or subversive;

advocates or approves acts of force or violence to deny others their rights under the Constitution of the United States; seeks to change the United States Government by unconstitutional means; while participating in public speeches, interviews, picket lines, marches or rallies or in any public demonstration when participation may imply USAF sanction of the cause.

1.2.7.2. At any public meeting, demonstration, march, rally or interview if the purpose may be to advocate, express or approve opposition to the Armed Forces of the United States.

1.2.7.3. Under any circumstance that would tend to bring discredit or reproach upon the uniform.

1.2.7.4. While furthering political activities, private employment or commercial interest.

1.2.7.5. More than 1 hour following the close of the activity except for travel time to and from such activities for which the uniform is specified (unit meetings, seminars, conferences, training activities, CAP Command Council meetings, etc.).

1.2.7.6. When off base eating at restaurants where most diners wear business attire or at establishments that operate primarily to serve alcohol, do not wear utility type uniforms or the flight duty uniform.

1.2.7.7. CAP personnel may not wear USAF-style uniforms when flying in first class. This is to avoid the perception of the misuse of government travel resources.

1.3. How Members Acquire Uniform Items.

1.3.1. Vanguard. Distinctive CAP uniforms, insignia and devices such as the CAP nametag, CAP aeronautical and specialty badges, and other items prescribed herein may be purchased from Vanguard or from other NHQ-approved commercial sources. Vanguard's CAP Store is accessible through www.vanguardmil.com. Note: Vanguard may sell items as promotional items that are not authorized for wear with the uniform. This manual remains the governing document for CAP's uniforms and what is authorized to be worn.

1.3.2. Army and Air Force Exchange Service (AAFES) and Air Force Military Clothing Sales Stores (AFMCSS). These are primary sources of USAF-style uniform clothing for CAP members. To be eligible to purchase from a clothing sales store, a member must present a current CAP membership card.

1.3.2.1. AAFES AFMCSS Mail Order. In the event a clothing sales store is not convenient to the member, purchases may be made by mail order. Mail orders should be submitted on an individual basis using AAFES Form 4150-134, if available. A supply of mail order requisition forms, a current price list, and pertinent information concerning mail order sales are contained in the Army and Air Force Exchange Service Military Clothing Mail Order Catalog. Commanders of remotely located units not having access to an Air Force clothing store may request limited quantities of the catalog for use at unit level from Headquarters AAFES (PD-U), PO Box 660202, Dallas TX 75266-0202, indicating appropriate unit mailing address and number of catalogs needed. Catalogs will be distributed to units only, not to individuals. A letter request or improvised form may be used in lieu of AAFES Form 4150-134 reflecting the following information: Name, rank, social security number, and unit of purchaser with statement of duty status (CAP officer, NCO, or cadet member); shipping address of purchaser; amount of payment enclosed; type of payment, that is, postal money order, cashier's check, etc.; and thirteen digit stock number and item description. The requisition must be accompanied by a money order, certified check, or cashier's check made payable to Wright Patterson AFB Exchange. Payment must be for the full amount of the requested purchase. The shipper will prepay shipping charges. Refunds will automatically be made for

overpayments of one dollar or more. Mail orders should be addressed to AAFES Military Clothing Sales Store, Wright-Patterson AFB Exchange, Wright-Patterson AFB OH 45433.

1.3.2.2. AAFES Catalog. CAP members may also order by phone, using a credit card, from the AAFES catalog; however, the member must first contact AAFES customer service and provide a copy of their CAP membership card in order to be entered into the AAFES system. Only uniform items may be ordered from the catalog. AAFES Customer Service can be reached by calling 1 800 527-2345.

1.3.3. Commercial Sources.

1.3.3.1. When purchasing uniform clothing from commercial sources, the following should be kept in mind: All USAF uniform garments, footwear, and accoutrements that the Defense Personnel Support Center (DPSC) supplies to AAFES military clothing sales stores (MCSS) and conform to USAF specifications; AAFES also may obtain for sale in MCSS a variety of required and optional uniform items from commercial vendors. These items are sold under normal AAFES merchandising procedures. All uniform items must display a USAF certification label.

1.3.3.2. Members who buy uniform items from other than AAFES MCSSs should check the reliability of the seller and make sure each garment has an USAF certification label. Members must be careful about buying from commercial sources. The articles may have been rejected by government buyers, may not conform to specifications, or may be in the process of being phased out. Uniform items that do not meet USAF specifications are not authorized for wear. Each uniform item must have this label sewn or stamped on permanently: "USAF CERTIFICATE NO _____. A sample of this item has been inspected and meets or exceeds the quality prescribed by AF Specification _____."

1.3.3.3. Excess/Surplus Sources. The USAF makes certain excess/surplus supplies available to CAP, and in some cases this includes uniform clothing. Articles made available normally consist of odd sizes or discontinued items. Members should always check with the unit logistics officer to determine if surplus items are available prior to purchasing uniform items.

1.3.3.4. Free Cadet Uniform Voucher Program. Cadets should check with the unit commander or logistics officer to determine if USAF appropriated funds are available for procurement of uniforms prior to purchasing uniform items.

1.4. Adults without Grade. Adult individuals without grade will wear the dress uniform for the grade structure they are pursuing: officer or non-commissioned officer (NCO). Unit commanders will monitor new individuals to ensure they comply with the requirements of this paragraph.

1.4.1. Adult individuals without grade pursuing officer promotion will wear the USAF-style or Corporate-style uniform as for Officers without any rank insignia.

1.4.1.1. USAF-style Uniforms. With the Service Dress Uniform (Class A), these individuals will wear the officer-style service coat, with sleeve braid, officer-style flight cap, US collar insignia, and gray epaulet sleeves without rank insignia. With the Blue Service Uniform (Class B), these individuals will wear the officer style flight cap and gray epaulet sleeve without grade insignia. On the Battle Dress Uniform, these individuals will wear CAP cutouts on ultramarine blue cloth centered one inch from the bottom edge on both sides of the collar. With the USAF-style Flight Duty Uniform (FDU), officer grade flight cap will be worn, and no grade insignia will be worn on the namepatch. These individuals will not wear Mess Dress.

1.4.1.2. Corporate Style Uniforms. On the Corporate-style Field Uniform, no collar insignia or rank insignia on the hat will be worn. On the Aviator shirt, gray epaulets without grade insignia will be worn. On the Corporate-style FDU, no grade insignia will be worn on the namepatch.

1.4.2. Adult individuals without Grade pursuing NCO promotions based on prior military services will wear the USAF-style uniform (except Mess Dress, which is not authorized for individuals without grade) and Corporate uniforms as for NCOs without wearing any grade insignia.

1.4.2.1. USAF-style Uniforms. With the Service Dress Uniform (Class A), these individuals will wear the service coat without epaulets, flight cap with blue braid, and NCO collar insignia. With the Blue Service Uniform (Class B), these individuals will wear the flight cap with blue braid. On the Battle Dress Uniform, these individuals will wear no insignia. These individuals will not wear Mess Dress.

1.4.2.2. On the Corporate-style Field Uniform, no collar insignia or grade insignia on the hat will be worn. On the Aviator shirt, no grade insignia or collar devices will be worn. On the Corporate-style FDU, no grade insignia will be worn except "SM" on the namepatch.

1.5. Responding to Requests for Religious Accommodation.

1.5.1. Guiding Principles.

1.5.1.1. CAP has a substantial interest in standardized dress and appearance for members, particularly involving the USAF-style uniform.

1.5.1.2. CAP has many members from many backgrounds and faith practices, and CAP supports the right of free exercise of religion as it directly relates to our Core Values and the ability to maintain an effective team.

1.5.1.3. As American culture becomes more diverse, issues of legality and compliance with Federal regulations may influence CAP uniform wear.

1.5.1.4. In the CAP culture, uniforms and dress and appearance standards foster a strong sense of unit cohesion with consequent positive impact on morale, good order, and organizational focus. Additionally, these standards are a powerful symbol to the public, whose confidence in the military services in general and in military members in particular, is a function of all of the foregoing.

1.5.1.5. Member may request a waiver of Corporate-style uniform wear standards to permit wear of neat and conservative (defined as, discreet, tidy, and not dissonant or showy in style, size, design, brightness, or color) religious apparel. Items may not temporarily or permanently be affixed or appended to any authorized article of the uniform.

1.5.1.6. CAP does not have waiver authority of this type for USAF-style uniforms. Members requiring a waiver should consider wearing the Corporate-style uniform. Commanders who have identified a cadet with a potential requirement for a waiver should contact NHQ/DP for direction.

1.5.2. Submitting Requests for Religious Waivers.

1.5.2.1. Members may submit a letter requesting wear of neat and conservative (defined as, discreet, tidy, and not dissonant or showy in style, size, design, brightness, or color) religious apparel for wear with the Corporate-style uniforms that may not be already authorized under the current regulations.

Items may not temporarily or permanently be affixed or appended to any authorized article of the uniform.

1.5.2.2. Requests will be submitted through the chain of command to NHQ/DP.

1.5.2.2.1. The request letter should include a photo or description of the requested waiver, any comments from the unit commander, and an explanation of the religious need for the item. Parents must endorse memoranda submitted by cadets.

1.5.3. Responding to Requests. Decision authority on any uniform waivers for CAP members lies with CAP/CC. Wing commanders may not approve nor disapprove religious accommodation waiver requests.

1.5.3.1. The wing commander will direct the wing chaplain interview the member (and, if a cadet, their parents) to assess whether the waiver is in keeping with the doctrinal or traditional observances of the member's faith. The wing chaplain will provide those findings to the wing commander.

1.5.3.2. Upon receipt of the report from the wing chaplain, the wing commander will provide a cover memo assessing the situation and whether approval is recommended, attach the Wing Chaplain report, and route it through the Region commander for forwarding to CAP/CC for consideration.

1.5.4. Waivers. CAP/CC may approve religious accommodation waivers for Corporate-style uniform items when the item will not impact operational effectiveness, does not have a negative safety impact, is neat and conservative (conservative is defined as, discreet, tidy, and not dissonant or showy in style, size, design, brightness, or color) religious apparel. Items may not temporarily or permanently be affixed or appended to any authorized article of the uniform.

CHAPTER 2 - ROLES AND RESPONSIBILITIES

2.1. National Commander (CAP/CC). Responsible for the CAP uniform program. Establishes dress and personnel appearance policy. Acts as the final approval authority for uniform changes or new uniform designs. Ensures compliance with appropriate USAF directives and ensures compliance with legal requirements.

2.2. Commander, CAP-USAF (CAP-USAF/CC). With the approval of Headquarters USAF, prescribes the wear of the USAF-style uniforms, as well as the insignia, badges, and devices worn on these uniforms. Serves as an advisor to the National Uniform Committee or appoints a designee.

2.3. CAP Command Chief Master Sergeant. Acts as an advisor to CAP/CC for dress and personal appearance items affecting CAP members and specifically NCOs, and is a member of the National Uniform Committee.

2.4. NHQ Chief, Personnel and Member Actions (NHQ/DP). Oversees the day-to-day implementation of the CAP uniform policy. Provides dress and appearance guidance to the membership in accordance with established uniform policy. Office of Primary Responsibility (OPR) for this manual. Provides historic perspective on CAP uniform wear and development, advises on relationships with CAP uniform vendors, and provides counsel to Corporate and volunteer leadership. Administers the uniform waiver program under this manual. Serves on the National Uniform Committee.

2.5. National Uniform Committee (NUC).

2.5.1. Membership. Voting members include the Chair (appointed by CAP/CC), one colonel from each region (appointed by the respective region commander), the CAP Command Chief Master Sergeant, the Chief Historian, and a cadet appointed by the National Cadet Advisory Council. Members at Large with specific experience or competency may be nominated by the NUC Chair to CAP/CC for appointment; these individuals have no voting privileges. NHQ/DP and CAP-USAF/CC (or designees) serve as non-voting advisors to the NUC. Additional advisors, to include a Legal Corps representative, may be appointed by CAP/CC as non-voting members.

2.5.2. Responsibilities. Monitors the state of CAP uniform programs on behalf of CAP/CC. Provides counsel to CAP/CC as requested on proposed amendments to CAP's uniform policies. Considers requests for uniform changes in accordance with the procedures found in this manual and makes recommendations to CAP/CC.

2.6. Directors of National Activities. Ensures that member wear of the uniform at the activity complies with this manual. Ensures uniform wear requirements for the specific activity are coordinated with NHQ/DP and published in advance, and that members participating in the activity wear the uniform in alignment with local wear requirements set by military installations on which the activity may be conducted as is practicable. Must coordinate any changes or exceptions to this policy with the NHQ Staff and the National Uniform Committee as appropriate, and must ensure that the wear of both civilian attire and military uniforms by personnel participating at the activity present a professional appearance.

2.7. Region Commanders. Oversees the uniform wear of personnel assigned to region headquarters. The region commander will 1) prescribe the appropriate uniform authorized in this manual to be worn by members while flying and 2) determine appropriate attire for wear during organized recreational activities. Region commanders oversee the uniform supplements prepared by subordinate wings, and may supplement this manual with guidance specific to their headquarters staff, personnel participating in designated region activities, and personnel assigned to wings within their region.

2.8. Wing Commanders. Oversees the wear of CAP uniforms within their wing's geographical boundaries and by the members of units assigned to their wing.

2.8.1. Wing commanders will ensure that all members, individually and collectively, present a professional, well-groomed appearance, which will reflect credit upon CAP as the auxiliary of the United States Air Force. They will ensure all members are uniformed in accordance with the provisions of this manual, that uniform violations are promptly corrected, and that members are continually informed as to the proper wear of the uniform.

2.8.2. The wing commander, or the commander to whom such authority is delegated by the wing commander such as directors of wing-sponsored activities, will 1) prescribe the appropriate uniform authorized in this manual to be worn by members while flying, 2) prescribe the appropriate uniform authorized in this manual to be worn by members while not in a flying status and 3) determine appropriate attire for wear during organized recreational activities.

2.8.3. The wing commander is the approval authority for organizational patches worn by subordinate units within the wing and will ensure that new patches meet the intent of the USAF heraldic guidelines published by the Air Force Historical Research Agency and the CAP National Historian Program. Patches approved for wear will be full color and not "subdued" in their composition.

2.8.4. The Wing Commander has the authority to approve certain items of uniform wear within their wing as outlined in paragraph [9.4](#).

2.9. Wing Directors of Personnel. Wing-level OPR for this manual and any wing-level supplement to this manual. Assists the commander in interpreting this manual and all applicable supplements. Will be thoroughly familiar with dress and personnel appearance standards outlined in this publication and wing supplements. Advises the wing commander and other commanders and supervisors within the wing to ensure all members comply with standards.

2.10. Commanders below Wing. In this context, region, wing, and group commanders act in this role for members of their headquarters units. Commanders may delegate these responsibilities to local activity directors for the duration of a particular activity.

2.10.1. Ensure that all members, individually and collectively, present a professional, well-groomed appearance, which will reflect credit upon CAP as the auxiliary of the United States Air Force. They will ensure all members are uniformed in accordance with the provisions of this manual, uniform violations are promptly corrected, and that members are regularly educated as to the proper wear of the uniform.

2.10.2. Enforces dress and personal appearance standards and defines "conservative", "faddish", and other terms not specifically defined in this publication or applicable supplements.

2.10.3. Ensures uniform items are consistent and standardized throughout the organization, and designates the appropriate uniform authorized in this manual to be worn at unit activities and events. To maintain uniformity and good order, commanders determine their members' compliance and understanding of this manual.

2.10.4. Determines acceptable civilian clothing for wear at CAP activities and may prohibit clothing that is offensive for moral, legal, or safety reasons.

2.10.5. May prohibit wear of optional items during formations, ceremonies, or other events when uniformity is required. Commanders may mandate wear of optional clothing if provided at no cost to the member, or if participation at an event is voluntary.

2.10.6. Commanders do not have authority to waive personal grooming standards.

2.11. General Leadership Responsibilities. Members in leadership roles must be knowledgeable of uniform and personal grooming and appearance standards (regardless of gender of subordinates) and set the example of acceptable standards. Leaders will ensure subordinate members are in compliance with this manual and all applicable supplements, take appropriate corrective action when they do not meet acceptable standards, apply CAP's Core Value of Respect, with respect both for the uniform and for the members involved.

2.12. Individual Member Responsibility

2.12.1. General Responsibilities.

2.12.1.1. All members must adhere to this manual and supplement(s) at all times. While working away from their home unit or wing, members will comply with local orders of dress, provided their standards are not less restrictive than this manual. Members should obtain information on local uniform policies, and comply with those standards while in those locations as long as they are compliant with this manual.

2.12.1.2. While members may differ in physical characteristics or in the uniform combinations they wear, uniforms are meant to be standardized and are a unique distinction that an individual is a member of the CAP. It is each member's individual duty and personal obligation to maintain a neat appearance and professional image while wearing the uniform and/or performing official duties.

2.12.1.3. Each member must procure and maintain the minimum USAF-style Service or Corporate-style uniform (as appropriate) detailed in paragraph [1.2.1](#).

2.12.1.4. All members must ensure uniform items and civilian clothing (when worn acting in an official capacity) are maintained, clean, and in serviceable condition (that is, not frayed, worn out, torn, faded, patched, etc.), correct in design and specifications, and fit properly. Uniform items are to be zipped, snapped or buttoned unless otherwise defined in this manual.

2.12.1.5. All members must meet personal grooming standards appropriate to the uniform that they are wearing (USAF standards for the USAF-style uniform, and CAP standards for the Corporate-style uniform). Cadets must meet USAF grooming standards regardless of which type of uniform is worn.

2.12.1.6. All members will be alert to other CAP members that may be in violation of uniform and appearance standards and provide correction to any CAP member that is in violation of uniform and appearance standards. That correction must be provided in a way that reflects CAP's core value of respect, both of the uniform and of the other member.

2.12.2. Displays of Affection.

2.12.2.1. When in uniform, members must not engage in public displays of affection including, but not limited to, holding hands (except when holding a young child's hand), walking arm-in-arm, embracing, caressing, and kissing.

2.12.2.2. Public displays of affection are inappropriate as they violate long-standing customs and may bring discredit since indiscriminate displays of affection detract from the professional image that CAP intends to project to the public.

2.12.2.3. Brief displays of affection, such as a modest kiss or embrace, may be permitted in situations where physical contact is commonly accepted etiquette such as weddings, graduation, promotion, or retirement ceremonies.

2.12.3. Standards while Walking or in Formation. When in uniform the following actions are prohibited while walking or in a formation.

2.12.3.1. Do not stand or walk with hand(s) in pocket(s), except to insert or remove an item.

2.12.3.2. Do not smoke or use smokeless products in other than designated smoking areas.

2.12.3.3. Do not consume food (including chewing gum) or beverages while walking in uniform. Exception: Beverages may be authorized when working in a field environment, and commanders may authorize food and/or beverage consumption during special functions.

2.12.3.4. While walking in the USAF-style uniform, use of personal electronic media devices, including earpieces, speakerphones or text messaging is limited to emergencies or when official notifications are necessary. Members wearing Corporate-style uniforms should minimize use of electronic devices while walking to present a professional appearance. Military customs and courtesies take precedence.

CHAPTER 3 – GROOMING AND APPEARANCE STANDARDS

3.1. Personal Grooming Standards. This chapter outlines personal grooming while wearing the USAF-style or Corporate-style uniforms. Commander's discretion may be used to determine if individual's personal grooming is within standards of this manual. Commanders do not have authority to waive grooming and appearance standards except as identified in this manual. The personal grooming standards listed are minimum standards that represent common appearance issues and are not all-inclusive. Although members have the right, within established limits, to express their individuality through their appearance, this manual defines what is and what is not an acceptable, professional image for CAP members. Except for minor variations based on gender differences, all CAP personnel must comply with the same personal grooming standards dependent on the uniform they are wearing (USAF-style or Corporate-style). Commanders have the responsibility to determine compliance with the letter and intent of this manual and to correct the obvious violations regardless of whether the situation identified is clearly written in this manual.

3.2. USAF-style Uniform Grooming Standards. Members must comply with the requirements of this paragraph and sub-paragraphs to wear the USAF-style uniform. All cadets must meet USAF-style grooming standards regardless of which uniform combination they wear.

3.2.1. General Requirements for Hair. Will be clean, well-groomed, present a professional appearance and allow proper wear of headgear and conform to safety requirements. Will not contain excessive amounts of grooming aids (e.g. gel, mousse, pomade, and moisturizer), appear lopsided, touch either eyebrow, or end below an imaginary line at the top of the eyebrows that is parallel to the ground. If applied, dyes, tints, bleaches and frostings must result in natural, human hair colors. The hair color must complement the member's complexion and skin tone. Examples of natural human hair colors are brown, blonde, brunette, natural red, black or grey. Prohibited examples (not all-inclusive) are burgundy, purple, orange, fluorescent or neon colors. Wigs may be worn due to a temporary medical condition if they meet the standards of this paragraph.

3.2.2. Hair (Male). Tapered appearance on both sides and the back of the head, both with and without headgear. A tapered appearance is one that when viewed from any angle outlines the member's hair so that it conforms to the shape of the head, curving inward to the natural termination point without eccentric directional flow, twists or spiking. A block-cut is permitted with tapered appearance. Hair will not exceed 1¼ inch in bulk, regardless of length and ¼ inch at natural termination point; allowing only closely cut or shaved hair on the back of the neck to touch the collar. Hair will not touch the ears or protrude under the front band of headgear. Cleanly shaven heads, military high-and-tight or flat-top cuts are authorized. Prohibited examples (not all inclusive) are Mohawk, mullet, cornrows, dreadlocks or etched design. Men are not authorized hair extensions. See [Attachment 3](#) for sideburns, mustache and beard and for graphic examples of male hair standards.

3.2.2.1. Sideburns. If worn, sideburns will be straight and even width (not flared), and will not extend below the bottom of the orifice of the ear opening. Sideburns will end in a clean-shaven horizontal line.

3.2.2.2. Mustaches. Male members may have mustaches; however they will be conservative (moderate, being within reasonable limits; not excessive or extreme) and will not extend downward beyond the lip line of the upper lip or extend sideways beyond a vertical line drawn upward from both corners of the mouth.

3.2.2.3. Beards. Beards are not authorized. Members requiring wear of a beard for medical or religious reasons will wear the Corporate-style uniform.

3.2.3. Hair (Female). Minimum length is one inch to a maximum bulk of three inches from scalp. Hair may begin to gradually taper from one inch in length to ¼ inch in length approximately three inches from the hairline (no shaved heads, flat tops, etc.). Hair will end above the bottom edge of collar and any side of an invisible line drawn parallel to the ground. When in doubt, assess correct length of hair with the member standing in the position of attention. Except in the physical training uniform (PTU), hair lengths that would be below the bottom edge of the collar will be pinned-up with no loose ends. Hair will not touch either eyebrow, to include an invisible line drawn across eyebrows and parallel to the ground. If worn, hairpins, combs, headbands, elastic bands and barrettes must match the hair color (i.e., blonde, brunette, natural red, black, grey), but hair must still comply with bulk and appearance standards. Ornaments are not authorized (i.e., ribbons, beads, jeweled pins). Scrunches are not authorized. See [Attachment 3](#) for women's hair.

3.2.3.1. The intent is for pinned-up hair to be styled in a manner that prevents loose ends from extending upward on the head. For example, when using a clip or hairpins, hair will not present the appearance of a "rooster tail"; when hair is in a bun, all loose ends must be tucked in and secured; when hairstyle based on a ponytail is used, it must be pulled all the way through the elastic band and may hang naturally downward and not extending below the bottom of the collar. As with all hairstyles, a neat and professional image is essential.

3.2.3.2. Braids, micro-braids and cornrows are authorized. However, they must be a natural looking color for human beings similar to the individual's hair color; conservative (moderate, being within reasonable limits; not excessive or extreme) and not present a faddish appearance. A braid is three or more portions/strands of interwoven hair. When worn, multiple braids shall be of uniform dimension, small in diameter (approx ¼ inches), show no more than ¼ inch of scalp between the braids and must be tightly interwoven to present a neat, professional and well-groomed appearance. Braids must continue to the end of the hair in one direction, in a straight line, and may be worn loose or a secured style within hair standards in paragraph 3.1.3 above. Dreadlocks (defined as long strands of hair that have been twisted closely from the scalp down to the tips; heavy matted coils of hair which form by themselves, eventually fusing together to form a single dread; or unkempt, twisted, matted individual parts of hair), shaved head, flattops and military high-and-tight cuts are not authorized hairstyles for female members in the USAF-style uniform.

3.2.3.3. Hair color, highlights, and frosting will not be faddish and will be natural looking hair color for human beings, similar to the individual's hair color (e.g. black, brunette, blond, natural red, and grey).

3.2.3.4. Body Hair. Female members will remove leg hair that is visibly protruding beyond the appropriate hosiery or causes a visibly uneven texture under hosiery.

3.2.4. Fingernails. Male members are not authorized to wear nail polish. If worn by females, nail polish will be a single color that does not distinctly contrast with the female member's complexion, detract from the uniform, or be extreme colors. Some examples of extreme colors include, but are not limited to, purple, gold, blue, black, bright (fire engine) red and florescent colors. Do not apply designs to nails or apply two-tone or multi-tone colors; however, white-tip French manicures are authorized. Fingernails must not exceed ¼ inch in length beyond the tip of the finger and must be clean and well-groomed. Fingernails must not interfere with the performance of assigned duties. Fingernails must not hinder proper fit of prescribed safety equipment or uniform items.

3.2.5. Cosmetics. Male members are not authorized to wear cosmetics. Female members may wear cosmetics; however, if worn, they will be conservative (moderate, being within reasonable limits; not excessive or extreme) and in good taste. Female members will not wear shades of lipstick that distinctly contrast with their complexion, that detract from the uniform, or that are extreme colors. Some examples

of extreme colors include but are not limited to, purple, gold, blue, black, bright (fire-engine) red, and fluorescent colors.

3.2.6. Tattoos/Brands/Body Markings. For purposes of this manual, a tattoo is defined as a picture, design, or marking made on the skin or other areas of the body by staining it with an indelible dye, or by any other method, including pictures, designs, or markings only detectible or visible under certain conditions (such as ultraviolet or invisible ink tattoos). A brand is defined as a picture, design, or other marking that is burned into the skin or other areas of the body. Body markings are pictures, designs, or other markings as a result of using means other than burning to permanently scar or mark the skin.

3.2.6.1. Tattoos/Brands/Body Markings (Inappropriate Contents or Excessive). Excessive tattoos/brands/body markings will not be exposed or visible (includes visible through the uniform) while wearing any/all uniform combination(s). This includes any combination of short sleeve, long sleeve, open collar uniform, utility uniform sleeves rolled up or worn down, flight duty uniform, etc. Excessive is defined as any tattoos/brands/body markings that exceed $\frac{1}{4}$ (25%) of the exposed body part and are readily visible when wearing any/all uniform combinations(s). Members with tattoos/brands/body markings that tend to bring discredit upon CAP or the USAF must ensure that these are not visible in uniform. Additional guidance, if required, is available in AFI 36-2903.

3.2.7. Body Piercing/Ornamentation. With the exception of earrings for women (see paragraphs 6.3.1.1), all members are prohibited from attaching, affixing, or displaying objects, articles, jewelry or ornamentation to or through the ear, nose, tongue, eye brows, lips, or any exposed body part visible while in uniform.

3.2.8. Dental ornamentation. Teeth, whether natural, capped, or veneered, will not be ornamented with designs, jewels, initials, etc. The use of yellow gold, white gold, or platinum caps (permanent or temporary) merely to add ornamentation to the teeth and not required by dental/medical necessity (such as braces) is prohibited. Waivers are not required for members with permanent yellow gold, white gold or platinum caps that were applied as a result of dental/medical necessity.

3.2.9. Body Alteration/Modification. Intentional alterations and/or modifications to a members body that result in a visible, physical effect that disfigures, deforms or otherwise detracts from a professional military image are prohibited.

3.3. Corporate-style Uniform and Member's Wearing Civilian Attire at CAP Events Grooming Standards. Members must comply with the requirements of this paragraph and sub-paragraphs to wear the Corporate-style uniform. Additionally, even if not in Corporate-style uniform and wearing civilian attire, members are expected to comply with these guidelines when at CAP events or on official CAP duty. Cadets wearing Corporate-style uniforms are required to meet USAF-style uniform grooming standards.

3.3.1. Hair. Hair must be clean, well groomed and neat. If dyed, will look like natural hair color. If wigs or hairpieces are worn they should be of good quality and fit properly. Hair will not touch the eyebrows when groomed. Beards for males are authorized.

3.3.2. Nail Polish. Male members are not authorized to wear nail polish. If worn by females, nail polish will be a single color that does not distinctly contrast with the female member's complexion, detract from the uniform, or be extreme colors. Some examples of extreme colors include, but are not limited to, purple, gold, blue, black, bright (fire engine) red and florescent colors. Do not apply designs to nails or apply two-tone or multi-tone colors; however, white-tip French manicures are authorized. Fingernails must not be excessive in length and must be clean and well-groomed. Fingernails must not

interfere with the performance of assigned duties. Fingernails must not hinder proper fit of prescribed safety equipment or uniform items.

3.3.3. Cosmetics. Male members are not authorized to wear cosmetics with Corporate-style uniforms. Female members may wear cosmetics; however, if worn, they will be conservative (moderate, being within reasonable limits; not excessive or extreme) and in good taste. Female members will not wear shades of lipstick that distinctly contrast with their complexion, that detract from the uniform, or that are extreme colors. Some examples of extreme colors include but are not limited to, purple, gold, blue, black, bright (fire-engine) red, and fluorescent colors.

3.3.4. Tattoos/Brands/Body Markings. For purposes of this manual, a tattoo is defined as a picture, design, or marking made on the skin or other areas of the body by staining it with an indelible dye, or by any other method, including pictures, designs, or markings only detectible or visible under certain conditions (such as ultraviolet or invisible ink tattoos). A brand is defined as a picture, design, or other marking that is burned into the skin or other areas of the body. Body markings are pictures, designs, or other markings as a result of using means other than burning to permanently scar or mark the skin.

3.3.4.1. Tattoos/Brands/Body Markings (Inappropriate Contents or Excessive). Excessive tattoos/brands/body markings will not be exposed or visible (includes visible through the uniform) while wearing any/all uniform combination(s). This includes any combination of short sleeve, long sleeve, open collar uniform, utility uniform sleeves rolled up or worn down, flight duty uniform, etc. Excessive is defined as any tattoos/brands/body markings that exceed $\frac{1}{4}$ (25%) of the exposed body part and are readily visible when wearing any/all uniform combinations(s). Members with tattoos/brands/body markings that tend to bring discredit upon CAP or the USAF must ensure that these are not visible in uniform. Questions on this paragraph will be directed to NHQ/DP.

3.3.5. Body Piercing/Ornamentation.

3.3.5.1. Body Piercing/Ornamentation. With the exception of earrings for women (see [paragraph 6.3](#)) all members are prohibited from attaching, affixing, or displaying objects, articles, jewelry or ornamentation to or through the ear, nose, tongue, tooth/teeth, eye brows, lips, or any exposed body part (includes visible through the uniform or clothing). The prohibition applies while wearing the Corporate-style uniform and while in civilian attire in attendance at a CAP event, while in civilian attire on CAP duty, and while in civilian attire on a military installation when there with CAP activities.

3.3.5.2. Dental ornamentation: Teeth, whether natural, capped, or veneered, will not be ornamented with designs, jewels, initials, etc. The use of yellow gold, white gold, or platinum caps (permanent or temporary) merely to add ornamentation to the teeth and not required by dental/medical necessity (such as braces) is prohibited.

3.3.5.3. Body Alteration/Modification. Intentional alterations and/or modifications to a members body that result in a visible, physical effect that disfigures, deforms or otherwise detracts from a professional image are prohibited in uniform or in civilian attire when representing CAP. Examples of prohibited conduct include (but are not limited to) tongue splitting or forking, tooth filing, acquiring visible, disfiguring skin implants, and gouging (piercing holes large enough to permit light to shine through.)

CHAPTER 4 – DRESS UNIFORMS

4.1. USAF-style Uniforms

4.1.1. Men's Mess Dress Uniform (Figure 4.1). This USAF-style uniform may only be worn by officers and NCOs; it will not be worn by members without rank or cadets. The Mess Dress uniform is worn for social functions of a formal and/or official nature (e.g., black tie affairs). The tuxedo is the civilian equivalent. When in Mess Dress, saluting is not required

4.1.1.1. Coat. The Mess Dress coat is a blue, non-fastening, single-breasted, mess jacket with a straight back and three "wing and star," CAP coat of arms, or USAF coat of arms buttons on each side of the front of the coat. The coat will have a satin shawl collar and lapels. Two buttons with the same design as the coat buttons connected by a silver chain will serve as a closure for the front of the coat. With arms hanging naturally, semi-fitted sleeves will end $\frac{1}{4}$ to $\frac{1}{2}$ inch below the wrist. The center of the back of the coat will extend $3\frac{1}{2}$ to 4 inches below the natural waistline. General officers will wear a $1\frac{1}{2}$ wide blue sleeve braid, 3 inches from the end of the sleeve. All other officers will wear a $\frac{1}{2}$ inch blue sleeve braid, 3 inches from the end of the sleeve.

Figure 4.1 Male Officer Mess Dress Uniform



4.1.1.2. Rank Insignia.

4.1.1.2.1. Officers will wear shoulder boards with bullion rank insignia and $\frac{1}{2}$ inch dark blue (shade 1095) braid running the length of each side of the shoulder board, with a button at peak of board. Buttons on shoulder boards must match design of the buttons on the jacket. Place shoulder board as close to the shoulder seam as possible.

4.1.1.2.2. Colonel rank insignia is worn with the eagle's beak facing forward.

4.1.1.2.3. The stem on Lieutenant Colonel and Major insignia will point away from the collar.

4.1.1.2.4. NCOs will wear 4-inch, white chevron rank centered on the outer arm halfway between the shoulder seam and elbow when bent at a 90-degree angle.

4.1.1.3. Accoutrements.

4.1.1.3.1. Name Tag. A nametag is not worn on the Mess Dress uniform.

4.1.1.3.2. Medals. All or some medals (miniature) will be worn on the men's Mess Dress uniform. Miniature medals will be centered on the wearer's left between the lapel and arm seam and midway between the top shoulder seam and top button of the coat. Order and method for wear of miniature medals are found in Chapter 11. Wear of foreign badges and decorations/medals on the Mess Dress uniform is authorized; however, due to the variety and complexity of potential badges, NHQ/DP is the approval authority and must be contacted to provide clarity on appropriateness and method of wearing these types of badges in advance of wear. Wear criteria depends on the type of device the decoration represents. When wearing more than one foreign decoration (miniature medal), wear them in the order earned.

4.1.1.3.3. [CAP Seal](#). Will be worn over the middle button on the right side of the jacket. May be enamel or bullion, but must match other badges and devices. Does not count against the total number of authorized badges on the uniform.

4.1.1.3.4. Badges. The total number of badges worn will not exceed four. The commander's insignia pin and CAP seal do not count as one of the four badges. All badges (including commander insignia pin) must be made of the same material and must match the material of the CAP seal; metal badges will be of a highly polished finish. Wear only one foreign badge if authorized ([paragraph 10.8](#)). [Attachment 4](#) lists authorized badges and their approximate location on the various uniforms.

4.1.1.3.4.1. Aviation (CAP, USAF or other service Aeronautical, Space, Cyberspace) and Occupational Badges (CAP and USAF). No more than a combined two aviation and occupational badges will be worn on the wearer's left. Badges will be bullion, or shiny, metallic and must match in material. Chaplain and CAP aviation badges are mandatory and will always be worn in the highest position. When more than one CAP aviation badge is authorized, only one will be worn. If a military aviation badge (aeronautical, space or cyberspace) is worn, it will be worn below any CAP aviation badges. If chaplain badge is worn, it is worn in the highest position. Parachutist wings are optional; however, when worn will be placed above an occupational badge or below a chaplain, aeronautical, space or cyberspace badge. Occupational badges (excluding chaplain) are optional. All occupational badges worn will be the same size: miniature, mid-sized or regular and type (bullion or metal). Aviation badges may be a different size than any occupational badge; however, multiple aviation badges will be the same size and type (bullion or metal). The first badge will be worn on the wearer's left side centered ½ inch above the highest row of medals. If no medals are authorized the first badge will be centered between the lapel and arm seam and midway between the top shoulder seam and top button of the coat. The second badge will be centered ½ inch above the first badge.

4.1.1.3.4.2. CAP [Service](#) and [Specialty Track](#) Badges. Wear of these badges is optional. If worn, badges may be either bullion or shiny metallic and must match in material with other badges worn on the uniform. The first badge will be centered on the wearer's left ½ inch

below the bottom row of medals. A second badge will be worn on the wearer's right in the same relative position as the badge worn on the wearer's left. The National Commander's Staff Badge will always be worn on the wearer's right side. The CAP Senior Advisory Group, Command Council, National Board or National Executive Committee badges will always be worn on the left side.

4.1.1.3.4.3. CAP [Command Insignia Pin](#) (Unit and Group Commanders).

Wear of this badge is mandatory for all active and graduated commanders in the rank of lieutenant colonel and below. Current commanders wear the appropriate command pin centered on the wearer's right side, aligned with the top of medals, between the top shoulder seam and top button of the coat and midway between the lapel and arm seam. If a member is a graduated commander, lower the insignia on the wearer's right side to an appropriate point aligned with a lower point of the miniature medals so that it is evident that the pin is not for a current assignment, between the top shoulder seam and top button of the coat and midway between the lapel and arm seam. Commanders (current and graduated) may only wear one commander pin, and current commanders wear the pin appropriate to their current assignment.

4.1.1.3.4.4. [Military Badges](#). US military badges authorized by AFI 36-2903 for wear on the USAF-style uniform may be worn when earned through qualification, awarded by competent authority for service performed in any branch of the armed forces of the United States or its allies, AND authorized for wear on the USAF uniform by AFI 36-2903. Military badges will be placed in accordance with AFI 36-2903 and count towards the maximum of four badges worn on the uniform. The USAF missile or excellence-in-competition badges are worn on the wearer's left, ½ inch below the bottom row of medals, unless a CAP service badge must be worn in this position.

4.1.1.4. **Shirt.** The shirt will be a white commercial, conventional dress-type, with turndown collar, pleats and French cuffs. The shirt will not have military creases. A V-neck or athletic style white undershirt will be worn under the shirt. Both shirts will be tucked into the trousers.

4.1.1.4.1. **Cuff Links.** Cuff links are mandatory with the Mess Dress uniform. They will either be silver, satin finish or highly polished with the CAP Crest, AF "wing and star" design; silver, highly polished with the AF symbol; or plain silver, highly polished, commercial design with dimensions and shape similar to the "wing and star" cuff links.

4.1.1.4.2. **Studs.** Studs are mandatory and will be either pearl centered, silver rimmed, highly polished, satin finished or plain silver, highly polished, commercial design with dimensions and shape similar to the pearl centered studs. The finish must match cuff links.

4.1.1.5. **Bow Tie.** The blue-satin bow tie is mandatory

4.1.1.6. **Trousers.** Trousers will be blue, without pleats and cuffs. They will have a high-rise waist with side pockets and 7/8 inch blue striping down pant legs.

4.1.1.7. **Suspenders.** Suspenders are mandatory, will be either solid white, dark blue or black, will be attached to the trousers, and will not be visible.

4.1.1.8. **Cummerbund.** The cummerbund will be worn and will be plain blue-satin, worn half way between the shirt and trousers, with the open edge of the pleats facing upward.

4.1.1.9. **Footwear.** Black socks and Low Quarter shoes are required for this uniform. For wear and description see [paragraph 6.4](#)

4.1.1.10. Headgear. No headgear is required. The only authorized headgear for the Mess Dress uniform is the [blue winter cap](#). The blue winter cap will only be worn with a full-length outer garment.

4.1.1.11. Outergarments. The USAF-style [Topcoat](#) or the [All-Weather Coat](#) may be worn.

4.1.1.12. Accessories (Jewelry, Eyewear, Electronic Devices, Bags, Backpacks, Cold Weather and Other Accessories). Garment accessories will be conservative and plain without design or ornamentation. [For wear and description, see paragraph 6.3.1.](#)

4.1.2. Women's Mess Dress Uniform (Figure 4.2). This USAF-style uniform may only be worn by officers and NCOs; it will not be worn by members without grade. The Mess Dress uniform is worn for social functions of a formal and/or official nature (e.g., black tie affairs). The evening gown is the civilian equivalent. When in Mess Dress, saluting is not required.

4.1.2.1. Coat. The Mess Dress coat is a blue, non-fastening, single-breasted, mess jacket that is loose fitting at the waist with three "wing and star," CAP coat of arms, or USAF coat of arms buttons on each side of the front of the coat. The coat will have a satin shawl collar and lapels. With arms hanging naturally, semi-fitted sleeves will end $\frac{1}{4}$ to $\frac{1}{2}$ inch below the wrist. The center of the back of the coat will extend $2\frac{1}{2}$ to 3 inches below the natural waistline. The front opening will gap approximately 2 to 3 inches at bottom. The women's Mess Dress jackets have no front link chain closure. General officers will wear a $1\frac{1}{2}$ inch wide blue sleeve braid, $2\frac{1}{2}$ inches from the end of the sleeve. All other officers will wear a $\frac{1}{2}$ inch blue sleeve braid, $2\frac{1}{2}$ inches from the end of the sleeve.

Figure 4.2 Female Officer Mess Dress Uniform



4.1.2.2. Rank Insignia.

4.1.2.2.1. Officers will wear shoulder boards with bullion rank insignia and $\frac{1}{2}$ inch dark blue (shade 1095) braid running the length of each side of the shoulder board. Women's

shoulder boards do not have a button. Place shoulder board rank as close to the shoulder seam as possible.

4.1.2.2.2. Colonel rank insignia is worn with the eagle's beak facing forward.

4.1.2.2.3. The stem on Lieutenant Colonel and Major insignia will point away from the collar.

4.1.2.2.4. NCOs will wear 3 ½ or 4 inch, white chevron rank centered on the outer arm halfway between the shoulder seam and elbow when bent at a 90-degree angle.

4.1.2.3. Accoutrements.

4.1.2.3.1. Nametag. A nametag is not worn on the Mess Dress uniform.

4.1.2.3.2. Medals. All or some medals (miniature) will be worn on the women's Mess Dress uniform. Miniature medals will be centered on the wearer's left between the lapel and arm seam and midway between the top shoulder seam and top button of the coat. For wear and description, see the applicable paragraphs in [Chapter 11](#). Wear of foreign badges and decorations/medals on the Mess Dress uniform is authorized; however, due to the variety and complexity of potential badges, NHQ/DP is the approval authority and must be contacted to provide clarity on appropriateness and method of wearing these types of badges in advance of wear. Wear criteria depends on the type of device the decoration represents. When wearing more than one foreign decoration (miniature medal), wear them in the order earned.

4.1.2.3.3. [CAP Seal](#). Will be worn over the middle button on the right side of the jacket. May be enamel or bullion, but must match other badges and devices. Does not count against the total number of authorized badges on the uniform.

4.1.2.3.4. Badges. The total number of badges worn will not exceed four. The commander's insignia pin and CAP seal do not count as one of the four badges. All badges (including commander insignia pin) must be made of the same material and must match the material of the CAP seal; metal badges will be of a highly polished finish. [Attachment 4](#) lists authorized badges and their approximate location on the various uniforms.

4.1.2.3.4.1. [Aviation](#) (CAP, USAF or other service Aeronautical, Space, Cyberspace) and [Occupational Badges](#) (CAP and USAF). No more than a combined two aviation and occupational badges will be worn on the wearer's left. Badges will be bullion, or shiny, metallic and must match in material. Chaplain and CAP aviation badges are mandatory and will always be worn in the highest position. When more than one CAP aviation badge is authorized, only one will be worn. If a military aviation badge (aeronautical, space or cyberspace) is worn, it will be worn below any CAP aviation badges. If chaplain badge is worn, it is worn in the highest position. Parachutist wings are optional; however, when worn will be placed above an occupational badge or below a chaplain, aeronautical, space or cyberspace badge. Occupational badges (excluding chaplain) are optional. All occupational badges worn will be the same size: miniature, mid-sized or regular and type (bullion or metal). Aviation badges may be a different size than any occupational badge; however, multiple aviation badges will be the same size and type (bullion or metal). The first badge will be worn on the wearer's left side centered ½ inch above the highest row of medals. If no medals are authorized the first badge will be centered between the lapel and arm seam and midway between the top shoulder seam and top button of the coat. The second badge will be centered ½ inch above the first badge.

4.1.2.3.4.2. CAP [Service](#) and [Specialty Track](#) Badges. Wear of these badges is optional. If worn, badges may be either bullion or shiny metallic and must match in material with other badges worn on the uniform. The first badge will be centered on the wearer's right; the top of the badge even with the top of the medals on the wearer's left. The second badge will be worn on the wearer's right, centered and spaced ½ inch apart from the first badge. If a CAP service badge is worn with a second badge in this position, move the second badge to the wearer's right, and wear the CAP service badge closest to the right lapel. Exceptionally, the National Commander's Staff Badge will always be worn to the right of a second badge. The CAP Senior Advisory Group, Command Council, National Board or National Executive Committee badges will always be worn closest to the lapel.

4.1.2.3.4.3. CAP [Command Insignia Pin](#) (Unit and Group Commanders). Wear of this badge is mandatory for all active and graduated commanders in the rank of lieutenant colonel and below. Current commanders wear the appropriate command pin centered on the wearer's right side, aligned with the top of medals, between the top shoulder seam and top button of the coat and midway between the lapel and arm seam. Graduated commanders will lower the insignia on the wearer's right side to an appropriate point aligned with a lower point of the miniature medals so that it is evident that the pin is not for a current assignment, between the top shoulder seam and top button of the coat and midway between the lapel and arm seam. Commanders (current and graduated) may only wear one commander pin, and current commanders wear the pin appropriate to their current assignment. If a CAP service or specialty track badge and the Command Insignia Pin are worn together, center Command Insignia Pin ½ inch above service or specialty track badge. If two service/specialty track badges and the (current) Command Insignia Pin are worn together, place Command Insignia Pin ½ inch above both service/specialty track badges and centered, with both service/specialty track badges evenly spaced ½ inch apart. If the member is a graduated commander, center command insignia ½ inch below service/specialty track badge, if wearing only one service/specialty track badge or center Command Insignia Pin ½ inch below service/specialty track badges, evenly spaced ½ inch apart, if wearing two service/specialty track badges. Commanders (current and graduated) may only wear one commander pin, and current commanders wear the pin appropriate to their current assignment.

4.1.2.3.4.4. [Military Badges](#). US military badges authorized by AFI 36-2903 for wear on the USAF-style uniform may be worn when earned through qualification, awarded by competent authority for service performed in any branch of the armed forces of the United States or its allies, AND authorized for wear on the USAF uniform by AFI 36-2903. Military badges will be placed in accordance with AFI 36-2903 and count towards the maximum of four badges worn on the uniform. The USAF missile or excellence-in-competition badges are worn on the wearer's left, ½ inch below the bottom row of medals, unless a CAP service badge must be worn in this position.

4.1.2.4. Blouse. The Mess Dress blouse will be white, short or long-sleeved, with button or French cuff. It will be a conventional dress-style with turndown collar and ¼-inch pleats or ⅛ inch pin tuck pleats. The blouse will not have military creases. White undershirts may be worn in the V-neck or crew neck style and if worn, must be tucked into the skirt.

4.1.2.5. Tie Tab. The blue satin inverted-V tie tab with self-fastening tails is mandatory.

4.1.2.6. Cuff Links. Cuff links are optional with the Mess Dress uniform. They will either be silver, satin finish or highly polished with the CAP Crest, "wing and star" design; silver, highly polished with the AF symbol; or plain silver, highly polished, commercial design with dimensions and shape similar to the "wing and star" cuff links.

4.1.2.7. Studs. Studs are optional and will be either pearl centered, silver rimmed, highly polished or satin finished or plain silver, highly polished, commercial design with dimensions and shape similar to the pearl centered studs. The finish must match cuff links.

4.1.2.8. Cummerbund. The cummerbund will be plain blue satin and worn halfway between the shirt and skirt with open edge of pleat facing upward. Cummerbunds will be without design.

4.1.2.9. Skirt. There are two types of blue Mess Dress skirts authorized. The primary Mess Dress skirt is the A-line style without the split. The optional straight hanging skirt with the side-split to the top of the knee is available through AAFES or MCSS as a special order. Both will be ankle length (no higher than ankle, no longer than the bottom of the heel).

4.1.2.10. Footwear. Hosiery and pumps will be worn with this uniform. For description, see [paragraph 6.4.2.](#)

4.1.2.11. Headgear. No headgear is required. The only authorized headgear for the Mess Dress uniform is the [blue winter cap](#). The blue winter cap will only be worn with a full-length outergarment.

4.1.2.12. Outergarments. The USAF-style [Topcoat](#) or the [All-Weather Coat](#) may be worn.

4.1.2.13. Accessories (Jewelry, Eyewear, Electronic Devices, Bags, Backpacks, Cold Weather and Other Accessories). Garment accessories will be conservative and plain without design or ornamentation. [For wear and description, see paragraph 6.3.1.](#)

4.1.3. Men's Semi-Formal Dress Uniform (Cadet Only). Only cadets can wear the USAF-style semi-formal uniform. Men's Semi-Formal Dress Uniform is worn for social functions of a semi-formal and/or official nature as prescribed by the commander or equivalent. Semi-formal is the same term used when describing the civilian equivalent. When in semi-formal dress, saluting is not required.

4.1.3.1. Old Style Service Coat (Figure 4.3). This uniform is worn as for Service Dress (Class A) (Old Style) uniform with the following adjustments:

4.1.3.1.1. Nametag. Not worn.

4.1.3.1.2. Badges. If a specialty track badge would be worn ½ inch above the nametag on the service dress uniform, that badge will be worn ½ inch above the wearer's right breast pocket. All other badges are worn in the same places as on the service dress uniform.

Figure 4.3 Male Cadet Semi-formal Dress Uniform (Old Style)



4.1.3.1.3. Shirt. White Long-Sleeve Shirt. The white long-sleeve shirt will be plain, knit or woven, commercial type with a short or medium point turn down collar, with button or French cuffs. Button down collars, pleated fronts, or wing collars are not authorized. Military creases are not authorized. A V-neck or athletic style, white undershirt will be worn under the shirt. Both shirts will be tucked into the trousers.

4.1.3.1.4. Tie. A black or blue satin bow tie will be worn. Tie will be 5 to 5 ½ inches from the left end to the right end, and no wider than 2 ½ inches with square ends, silk, or synthetic without design.

4.1.3.1.5. Footwear. Black socks and Low Quarter shoes are required for this uniform. For wear and description, see [paragraph 6.4.1](#).

4.1.3.1.6. No headgear is required. The only authorized headgear for the Semi-formal uniform is the blue winter cap. The [blue winter cap](#) will only be worn with a full-length outergarment.

4.1.3.2. New Style Service Coat (Figure 4.4). This uniform is worn as for the Service Dress (Class A) New Style with the following adjustments:

4.1.3.2.1. Nametag. Not worn.

4.1.3.2.2. Badges. If a specialty track badge would be worn ½ inch above the nametag on the service dress uniform, the bottom of that badge will be even with the bottom of ribbons. All other badges are worn in the same places as on the service dress uniform.

Figure 4.4 Male Cadet Semi-formal Dress Uniform (New Style)



4.1.3.2.3. **Shirt. White Long-Sleeve Shirt.** The white long-sleeve shirt will be plain, knit or woven, commercial type with a short or medium point turn or button down collar, with button or French cuffs. Button down collars, pleated fronts, or wing collars are not authorized. Military creases are not authorized. A V-neck or athletic style, white undershirt will be worn under the shirt. Both shirts will be tucked into the trousers.

4.1.3.2.4. **Tie.** A tie will be worn with the service dress uniform. The tie will be either blue polyester or silk, herringbone twill. The tip of the tie must cover a portion of the belt buckle, but cannot extend below the bottom of the belt buckle. A tie tack or clasp may be worn with the tie. If worn, the tie tack or clasp will have the CAP Crest, “wing and star” design, AF symbol, or the appropriate rank insignia. The tie tack or clasp will be centered between the bottom edge of the knot and the bottom tip of the tie.

4.1.3.2.5. **Footwear.** Black socks and Low Quarter shoes are required for this uniform. For wear and description, see [paragraph 6.4.1.](#)

4.1.3.2.6. **No headgear is required.** The only authorized headgear for the semi-formal uniform is the blue winter cap. The [blue winter cap](#) will only be worn with a full-length outer garment.

4.1.4. **Women’s Semi-Formal Dress Uniform (Cadet Only) (Figure 4.5).** Only cadets can wear the USAF-style Semi-Formal Dress Uniform. Women’s Semi-Formal Dress Uniform is worn for social functions of a semi-formal and/or official nature as prescribed by the commander or equivalent. Semi-formal is the same term used when describing the civilian equivalent. When in semi-formal dress, saluting is not required. The uniform is worn as for the Service Dress (Class A) (either old or new style) with the following adjustments:

Figure 4.5 Female Cadet Semi-formal Dress Uniform (Old Style and New Style)



4.1.4.1. Nametag. Not worn.

4.1.4.2. If a badge or badges would be worn ½ inch above the nametag on the service dress uniform, the bottom of that badge(s) will be even with the bottom of ribbons. All other badges are worn in the same places as on the service dress uniform.

4.1.4.3. Blouse. The semi-form fitting white blouse will be polyester or cotton, princess line, button front, with small-pointed collar. Military creases are not authorized. A V-neck or athletic style, white undershirt may be worn under the shirt. If either style of undershirt is worn, the undershirt will be tucked into the skirt.

4.1.4.4. Tie Tab. The blue satin inverted-V tie tab with self-fastening tails is mandatory.

4.1.4.5. No headgear is required. The only authorized headgear for the semi-formal uniform is the blue winter cap. The [blue winter cap](#) will only be worn with a full-length outer garment.

4.1.5. Men's Service Dress Uniform (Class A) New Style (Figure 4.6)

4.1.5.1. This USAF-style uniform may be worn by active members.

4.1.5.2. Coat. The men's service dress coat will be polyester and wool-blend, serge weave; semi-drape, single-breasted with three USAF "Wing and star" or CAP Crest buttons and will have one welt pocket on the upper left side and two lower pocket flaps. Officers will wear the service coat with epaulets; NCOs will wear the coat without epaulets. Adults without grade who will become officers will wear the service coat with epaulets; adults without grade who will become NCOs will wear the service coat without epaulets. Cadets may wear either style. General officers will wear a 1 ½-inch wide blue sleeve braid, 3 inches from the end of the sleeve. All other officers will wear a ½ inch wide blue sleeve braid 3 inches from the end of the sleeve. With arms hanging naturally, sleeves will end ¼ to ½ inch below the wrist. The bottom of the coat will extend 3 to 3 ½ inches below the top of the thigh. The sleeves and lapel will be roll-pressed.

4.1.5.3. Rank Insignia.

4.1.5.3.1. Officers will wear embroidered rank insignia on gray epaulet sleeve.

4.1.5.3.2. NCOs will wear 4 inch, chevron rank centered on the outer arm halfway between the shoulder seam and elbow when bent at a 90-degree angle.

4.1.5.3.3. Cadet officers will wear regular-size rank insignia on Cadet Officer shoulder boards. On new-style service coats with epaulets, the Cadet Officer shoulder boards are affixed by snaps or Velcro to the epaulet. On new-style service coats without epaulets, the Cadet Officer shoulder boards are affixed by snaps or Velcro to the area where epaulets would normally be found.

4.1.5.3.4. Cadet NCOs and Airmen will wear metal chevrons on both coat lapels. Rank insignia will be placed halfway up the seam, resting on but not over the seam, and parallel with the ground. Cadet airmen basic wear no collar insignia.

Figure 4.6 Male Service Dress Uniforms (Officer, NCO, Cadet Officers [Old Style], and Cadet NCOs and Airmen [New Style])



4.1.5.4. Accoutrements.

4.1.5.4.1. Lapel Insignia.

4.1.5.4.1.1. Officers and NCOs. The US lapel insignia will be placed halfway up the seam, resting on but not over it. The “US” letters in the insignia are parallel with the ground. Circles are worn around the US insignias for NCOs only. NCOs wearing old USAF-style chevrons until the new chevrons are available will wear CAP cutouts on the collar.

4.1.5.4.1.2. Cadet officers. The CAP lapel insignia will be placed halfway up the seam, resting on but not over it. The “CAP” letters in the insignia are parallel with the ground.

4.1.5.4.1.3. Metal chevrons replace lapel insignia for cadet Airmen and NCOs. Cadet airmen basic wear no collar insignia.

4.1.5.4.2. [Nametag](#).

4.1.5.4.2.1. Officers and NCOs. The nametag is metal, brushed satin silver finish with the last name engraved in blue lettering. The nametag will be centered on the wearer’s right between the sleeve seam and lapel and the bottom of nametag will be parallel with the ground and even with bottom of ribbons

4.1.5.4.2.2. Cadets. The nametag is blue, three-line with the last name engraved in white lettering. The nametag will be centered on the wearer’s right between the sleeve seam and lapel and the bottom of nametag will be parallel with the ground and even with bottom of ribbons.

4.1.5.4.3. Ribbons. Ribbons are mandatory on the men’s Service Dress uniform. Wear ribbons centered, resting on (but not over) the edge of the welt pocket. For wear and description, see the applicable paragraphs in [Chapter 11](#). Officer and NCO ribbons and badges must fall below the top edge of the notched lapel in accordance with instructions found in [Chapter 11](#).

4.1.5.4.4. Badges. The total number of badges worn will not exceed four. The commander’s insignia does not count as one of the four badges. Wear only one foreign badge, if authorized (see [paragraph 10.8](#)). [Attachment 4](#) lists authorized badges and their approximate location on the various uniforms.

4.1.5.4.4.1. [Aviation](#) (CAP, USAF or other service Aeronautical, Space, Cyberspace) and [Occupational Badges](#) (CAP and USAF). No more than a combined two aviation and occupational badges will be worn on the wearer’s left. Badges will be shiny, metallic and must match in material. Chaplain and CAP aviation badges are mandatory and will always be worn in the highest position. Not more than a combined total of two of these badges will be worn on the wearer’s left. When more than one CAP aviation badge is authorized, only one will be worn. If a military aviation badge (aeronautical, space or cyberspace) is worn, it will be worn below any CAP aviation badges. If chaplain badge is worn, it is worn in the highest position. Parachutist wings are optional; however, when worn will be placed above an occupational badge or below a chaplain, aeronautical, space or cyberspace badge. Occupational badges (excluding chaplain) are optional. All occupational badges worn will be the same size: miniature, mid-sized or regular. Aviation badges may be a different size than any occupational badge; however, multiple aviation badges will be the same size. The first badge will be worn on the wearer’s left side centered ½ inch above the highest row of ribbons (or top of pocket if no ribbons are authorized). The second badge will be centered ½ inch above the first badge.

4.1.5.4.4.2. CAP [Service](#), [Specialty Track](#) Badges, [Model Rocketry](#) and [NRA Marksmanship Badges](#) (refer to [Attachment 4](#)). Wear of these badges is optional. Service badges will only be worn by officers and NCOs. Model rocketry and NRA Marksmanship Badges will only be worn by cadets. The total number of badges worn will not exceed four, to include the above-mentioned aviation and occupational badges. The first of these badges will be on the wearer's left 1 ½ inch below top of welt pocket and centered. The second badge will be worn on the wearer's right 1 ½ inch below the nametag. If authorized, center a third badge ½ inch above the nametag. CAP service badges, if worn, must be metal, are always worn on the left, and only one may be worn. The model rocketry badge is only worn on the left pocket. The NRA Marksmanship Badge is worn centered on the welt pocket; only one marksmanship badge may be worn. The National Commander's Staff Badge will always be worn on the wearer's right side. The CAP Senior Advisory Group, Command Council, National Board or National Executive will always be worn on the left side.

4.1.5.4.4.3. CAP [Command Insignia Pin](#) (Unit and Group Commanders). Wear of this badge is mandatory for all active and graduated commanders in the rank of lieutenant colonel and below. Current commanders wear the appropriate command pin centered on the wearer's right side, centered ½ inch above the nametag. If a specialty track or service badge is worn on the wearer's right side above the name tag, center badge ½ inch above the command insignia. If member is a graduated commander, centered below the nametag between the nametag and the button of the right pocket flap. Commanders (current and graduated) may only wear one commander pin, and current commanders wear the pin appropriate to their current assignment.

4.1.5.4.4.4. [Military Badges](#). US military badges authorized by AFI 36-2903 for wear on the USAF-style uniform may be worn when earned through qualification, awarded by competent authority for service performed in any branch of the armed forces of the United States or its allies, AND authorized for wear on the USAF uniform by AFI 36-2903. Military badges will be placed in accordance with AFI 36-2903 and count towards the maximum of four badges worn on the uniform. The USAF missile or excellence-in-competition badges are worn on the wearer's left, 1½ inch below the top of welt pocket and centered, unless a CAP service badge must be worn in this position.

4.1.5.5. Long-Sleeve/Short-Sleeve Blue Shirt. The long-sleeve and short-sleeve blue shirt will be light blue in color with two pleated pockets, convertible cuffs (long-sleeve only), and epaulets. The collar of the shirt will be visible ¼ to ½ inch above the service dress coat collar. With arms hanging naturally, long sleeves will end ¼ to ½ inch below the wrist, but not be visible below the sleeves of the service coat. The blue shirt will be neatly tucked into the trousers. The shirt may be altered for a tapered fit. A V-neck or athletic style, white undershirt will be worn under the shirt.

4.1.5.5.1. Rank Insignia.

4.1.5.5.1.1. Officers will wear embroidered rank insignia on gray epaulet sleeves.

4.1.5.5.1.1.1. Colonel rank insignia is worn with the eagle's beak facing forward.

4.1.5.5.1.2. NCOs wear 3 ½ inch chevron rank centered on the outer arm halfway between the shoulder seam and elbow when bent at a 90-degree angle (long sleeved-shirt) or bottom edge of the sleeve (short sleeved-shirt). Shoulder mark insignia is not authorized.

4.1.5.5.1.3. Cadet officers will wear miniature rank insignia on blue epaulet sleeves.

4.1.5.5.2. Accoutrements.

4.1.5.5.2.1. [Nametag](#). The nametag will be worn and is gray for officers and NCOs and blue for cadets, three-line with the last name engraved in white lettering. The name tag will be centered, resting on, but not over the edge of the pleated pocket on the wearer's right.

4.1.5.5.2.2. NCOs, adult individuals without grade and Cadet airmen basic do not wear "CAP" insignia on the shirt collar when the service coat is worn

4.1.5.5.2.3. Ribbons. Ribbons are optional on the blue shirt. If worn, ribbons will be centered, resting on, but not over the edge of the pleated pocket on the wearer's left. For wear and description, see the applicable paragraphs in [chapter 11](#). Officer and NCO ribbons and badges must fall below the front edge of the turn down collar in accordance with instructions found in [chapter 11](#).

4.1.5.6. Cuff Links. Cuff links are optional with the service dress uniform. They will either be silver, satin finish or highly polished with the CAP Crest, "wing and star" design; silver, highly polished with the AF symbol; or plain silver, highly polished, commercial design with dimensions and shape similar to the "wing and star" cuff links.

4.1.5.7. Tie. A tie will be worn with the service dress uniform. The tie will be either blue polyester or silk, herringbone twill. The tip of the tie must cover a portion of the belt buckle, but cannot extend below the bottom of the belt buckle. A tie tack or clasp may be worn with the tie. If worn, the tie tack or clasp will have the CAP Crest, "wing and star" design, AF symbol, or the appropriate rank insignia. The tie tack or clasp will be centered between the bottom edge of the knot and the bottom tip of the tie.

4.1.5.8. Trousers. Trousers will be blue and trim-fitted with no bunching at the waist or bagging at the seat. The trousers will be full cut, straight hanging and without cuffs or additional alterations to further taper the leg. The front of the trouser legs will rest on the front of the shoes or boots with a slight break in the crease. The back of the trouser legs will be $\frac{7}{8}$ inch longer than the front. The trouser material will match the service dress coat in both fabric and shade.

4.1.5.9. Belt and Buckle. The belt will be blue, cotton web or elastic, solid or woven. The belt will have a silver (chrome finish) tip and a buckle. The silver tip of the belt will extend beyond the buckle facing the wearer's left; however, no blue fabric will be visible between the silver tip and silver buckle.

4.1.5.10. Footwear. Black socks and Low Quarters, Dress Boots, or Combat Boots are required with this uniform. For description, see [paragraph 6.4.1](#).

4.1.5.11. Headgear. Headgear is mandatory with this uniform. The [flight cap](#) or [service cap](#) (adult officers and NCOs and Cadet Officer; not authorized for cadet airmen and NCOs) are the primary headgear options for this uniform. The [blue winter cap](#) may be worn when weather requires and outer garments are worn.

4.1.5.12. Outergarments. The USAF-style [Topcoat](#) or the [All-Weather Coat](#) may be worn.

4.1.5.13. Accessories (Jewelry, Eyewear, Electronic Devices, Bags, Backpacks, Cold Weather and Other Accessories). Garment accessories will be conservative and plain without design or ornamentation. [For wear and description, see paragraph 6.3.1.](#)

4.1.6. Men's Service Dress Uniform (Class A) Old Style (Figure 4.6)

4.1.6.1. This USAF-style uniform may only be worn by cadets.

4.1.6.2. Coat. Semi-drape, single-breasted with four USAF Crest or CAP Crest buttons, pleated breast pockets, and inside hanging lower pockets; pockets have flaps with buttons centered on bottom edge of flap. The bottom of coat extends to length of fingertip with hands slightly cupped; will not be form fitting; suppressed at waist with ease in shoulders, chest, and underarms. Coat and trousers will match in shade and material.

4.1.6.3. Rank Insignia.

4.1.6.3.1. Cadet officers will wear regular rank insignia on Cadet Officer shoulder boards. On new-style service coats with epaulets, the Cadet Officer shoulder boards are affixed by snaps or Velcro to the epaulet. On new-style service coats without epaulets, the Cadet Officer shoulder boards are affixed by snaps or Velcro to the area where epaulets would normally be found.

4.1.6.3.2. Cadet NCOs and Airmen will wear metal chevrons on both coat lapels. Rank insignia will be placed halfway up the seam, resting on but not over the seam, and parallel with the ground. Cadet airmen basic wear no collar insignia.

4.1.6.4. Accoutrements.

4.1.6.4.1. Lapel Insignia. Cadet officers will wear the CAP lapel insignia which will be placed halfway up the seam, resting on but not over it. The "CAP" letters in the insignia are parallel with the ground. Rank insignia replaces lapel insignia for cadet Airmen and NCOs.

4.1.6.4.2. [Nametag](#). The nametag will be worn and is blue, three-line with the last name engraved in white lettering. The nametag will be worn centered on, but not over, the right breast pocket between the left and right edges.

4.1.6.4.3. Ribbons and devices will be worn on the men's service dress uniform, old style. Ribbons will be worn centered on, but not over the left breast pocket between the left and right edges. For wear and description, see the applicable paragraphs in chapter 11.

4.1.6.4.4. Badges. The total number of badges worn will not exceed four. Wear only one foreign badge, if authorized (see [paragraph 10.8](#)). All badges will be metal and of a highly polished finish. [Attachment 4](#) lists authorized badges and their approximate location on the various uniforms.

4.1.6.4.4.1. [Aviation](#) (CAP, USAF or other service Aeronautical, Space, Cyberspace) and [Occupational Badges](#) (CAP and USAF). No more than a combined two aviation and occupational badges will be worn on the wearer's left. Badges will be shiny, metallic and must match in material. CAP aviation badges are mandatory and will always be worn in the highest position. Not more than a combined total of two of these badges will be worn on the wearer's left. When more than one CAP aviation badge is authorized, only one will be worn. If a military aviation badge (aeronautical, space or cyberspace) is worn, it will be worn below any CAP aviation badges. Parachutist wings are optional; however, when worn will be placed above an occupational badge or below an aeronautical, space or cyberspace badge. Occupational badges are optional. All occupational badges worn will be the same size: miniature, mid-sized or regular. Aviation badges may be a different size than any occupational badge; however, multiple aviation badges will be the same size. The first badge will be worn on the wearer's left side centered ½ inch above the highest row of ribbons (or top of pocket if no ribbons are authorized). The second badge will be centered ½ inch above the first badge.

4.1.6.4.2. [Specialty Track Badges](#), [Model Rocketry](#) and [NRA Marksmanship Badges](#) (refer to [Attachment 4](#)). Wear of these badges is optional. The total number of badges worn will not exceed four to include the above-mentioned aviation and occupational badges. The first badge will be centered on the lower portion of the wearer's left pocket, between the left and right edges and bottom of flap and pocket. Second badge will be worn in corresponding location on the wearer's right pocket. If a third badge is authorized, it will be worn centered, ½ inch over the nametag. Model rocketry badge will only be worn on the wearer's left pocket. Marksmanship badge is worn centered on the top edge of the left pocket flap. Only one marksmanship badge may be worn.

4.1.6.4.3. [Military Badges](#). US military badges authorized by AFI 36-2903 for wear on the USAF-style uniform may be worn when earned through qualification, awarded by competent authority for service performed in any branch of the armed forces of the United States or its allies, AND authorized for wear on the USAF uniform by AFI 36-2903. Military badges will be placed in accordance with AFI 36-2903 and count towards the maximum of four badges worn on the uniform. The USAF missile or excellence-in-competition badges are worn on the wearer's left, 1½ inch below the top of the welt pocket and centered, unless a CAP service badge must be worn in this position.

4.1.6.5. Long-Sleeve/Short-Sleeve Blue Shirt. The long-sleeve and short-sleeve blue shirt will be light blue in color with two pleated pockets, convertible cuffs (long-sleeve only), and epaulets. The collar of the shirt will be visible ¼ to ½ inch above the service dress coat collar. With arms hanging naturally, sleeves will end ¼ to ½ inch below the wrist, but not be visible below the sleeves of the service coat. The blue shirt will be neatly tucked into the trousers. The shirt may be altered for a tapered fit. A V-neck or athletic style, white undershirt will be worn under the shirt.

4.1.6.5.1. Rank Insignia.

4.1.6.5.1.1. Cadet officers will wear miniature rank insignia on blue epaulet sleeves.

4.1.6.5.1.2. Cadet NCOs and Airmen do not wear rank insignia on the blue shirt when the service dress coat is worn, as rank insignia is worn on the service dress coat.

4.1.6.5.2. Accoutrements.

4.1.6.5.2.1. [Nametag](#) The nametag will be worn and is blue for cadets, three-line with the last name engraved in white lettering. The name tag will be centered, resting on, but not over the edge of the pleated pocket on the wearer's right.

4.1.6.5.2.2. Ribbons. Ribbons are optional on the blue shirt. If worn, ribbons will be centered, resting on, but not over the edge of the pleated pocket on the wearer's left. For wear and description, see the applicable paragraphs in [chapter 11](#).

4.1.6.5.3. Cuff Links. Cuff links are optional with the service dress uniform. They will either be silver, satin finish or highly polished with the "wing and star" design; silver, highly polished with the CAP Crest, AF symbol; or plain silver, highly polished, commercial design with dimensions and shape similar to the "wing and star" cuff links.

4.1.6.6. Tie. A tie will be worn with the service dress uniform. The tie will be either blue polyester or silk, herringbone twill. The tip of the tie must cover a portion of the belt buckle, but cannot extend below the bottom of the belt buckle. A tie tack or clasp may be worn with the tie. If worn, the tie tack or clasp will have the CAP Crest, "wing and star" design, AF symbol, or the appropriate rank

insignia. The tie tack or clasp will be centered between the bottom edge of the knot and the bottom tip of the tie.

4.1.6.7. Trousers. Trousers will be blue and trim-fitted with no bunching at the waist or bagging at the seat. The trousers will be full cut, straight hanging and without cuffs or additional alterations to further taper the leg. The front of the trouser legs will rest on the front of the shoes or boots with a slight break in the crease. The back of the trouser legs will be $\frac{7}{8}$ inch longer than the front. The trouser material will match the service dress coat in both fabric and shade.

4.1.6.8. Belt and Buckle. The belt will be blue, cotton web or elastic, solid or woven. The belt will have a silver (chrome finish) tip and a buckle. The silver tip of the belt will extend beyond the buckle facing the wearer's left; however, no blue fabric will be visible between the silver tip and silver buckle.

4.1.6.9. Footwear. Black socks and Low Quarters, Dress Boots, or Combat Boots are required with this uniform. For description, see [paragraph 6.4.1](#).

4.1.6.10. Headgear. Headgear is mandatory with this uniform. The [flight cap](#) or [service cap](#) (adult officers and NCOs and Cadet officers may wear; not authorized for cadet airmen and NCOs) are the primary headgear options for this uniform. The [blue winter cap](#) may be worn when weather requires and outer garments are worn.

4.1.6.11. Outergarments. The USAF-style [Topcoat](#) or [All-Weather Coat](#) may be worn.

4.1.6.12. Accessories. [For wear and description, see paragraph 6.3.1](#).

4.1.7. Women's USAF Style Service Dress Uniform (Class A) New Style. (Figure 4.7)

4.1.7.1. This USAF-style uniform may be worn by active members.

4.1.7.2. Coat. The women's service dress coat will be polyester and wool-blend, serge weave; semi-drape, single-breasted with three USAF "Wing and star" or CAP Crest buttons and will have one welt pocket on the upper left side and two lower pocket flaps. Officers will wear the service coat with epaulets; NCOs will wear the coat without epaulets. Adults without grade who will become officers will wear the service coat with epaulets; individuals without rank who will become NCOs will wear the service coat without epaulets. Cadets may wear either style. General officers will wear a 1 ½-inch wide blue sleeve braid, 3 inches from the end of the sleeve. All other officers will wear a ½-inch wide blue sleeve braid 3 inches from the end of the sleeve. With arms hanging naturally, sleeves will end ¼ to ½ inch below the wrist. The bottom of the coat will extend 3 to 3 ½ inches below the top of the thigh. The sleeves and lapel will be roll-pressed.

4.1.7.3. Rank Insignia.

4.1.7.3.1. Officers will wear embroidered rank insignia on gray epaulet sleeves.

4.1.7.3.1.1. Colonel rank insignia is worn with the eagle's beak facing forward.

4.1.7.3.2. NCOs will wear 4 inch, chevron rank centered on the outer arm halfway between the shoulder seam and elbow when bent at a 90-degree angle.

4.1.7.3.3. Cadet officers will wear regular rank insignia on Cadet Officer shoulder boards. On new-style service coats with epaulets, the Cadet Officer shoulder boards are affixed by snaps or Velcro to the epaulet. On new-style service coats without epaulets, the Cadet Officer shoulder boards are affixed by snaps or Velcro to the area where epaulets would normally be found

4.1.7.3.4. Cadet NCOs and Airmen will wear metal chevrons on both coat lapels. Rank insignia will be placed halfway up the seam, resting on but not over the seam, and parallel with the ground. Cadet airmen basic wear no collar insignia.

Figure 4.7 Female Service Dress Uniform Service Dress Uniforms (Officer, NCO, Cadet Officers [New Style], and Cadet NCOs and Airmen [Old Style])



4.1.7.4. Accoutrements.

4.1.7.4.1. Lapel Insignia.

4.1.7.4.1.1. Officers and NCOs. The US lapel insignia will be placed halfway up the seam, resting on but not over it. The “US” letters in the insignia are parallel with the ground. Circles are worn around the US insignias for NCOs only. NCOs wearing old USAF-style chevrons until the new chevrons are available will wear CAP cutouts on the collar.

4.1.7.4.1.2. Cadet officers. The CAP lapel insignia will be placed halfway up the seam, resting on but not over it. The “CAP” letters in the insignia are parallel with the ground.

4.1.7.4.1.3. Rank insignia replaces lapel insignia for cadet Airmen and NCOs. Cadet airmen basic wear no collar insignia.

4.1.7.4.2. [Nametag](#).

4.1.7.4.2.1. Officers and NCOs. The nametag will be worn and is metal engraved, brushed satin silver finish with the last name engraved in blue lettering. The nametag will be centered on the wearer’s right between the sleeve seam and lapel and the bottom of nametag will be parallel with bottom of ribbons.

4.1.7.4.2.2. Cadets. The nametag will be worn and is blue, three-line with the last name engraved in white lettering. The nametag will be centered on the wearer’s right between the sleeve seam and lapel and the bottom of nametag will be parallel with bottom of ribbons.

4.1.7.4.3. Ribbons. Ribbons and devices are mandatory for wear and will be worn on the women’s service dress uniform. Wear ribbons centered, resting on (but not over) the edge of the welt pocket. For wear and description, see the applicable paragraphs in chapter 11. Officer and NCO ribbons and badges must fall below the top edge of the notched lapel in accordance with instructions found in [chapter 11](#).

4.1.7.4.4. Badges. The total number of badges worn will not exceed four. The commander’s insignia does not count as one of the four badges. Wear only one foreign badge, if authorized (see [paragraph 10.8](#)). All badges will be metal and of a highly polished finish. [Attachment 4](#) lists authorized badges and their approximate location on the various uniforms.

4.1.7.4.4.1. [Aviation](#) (CAP, USAF or other service Aeronautical, Space, Cyberspace) and [Occupational Badges](#) (CAP and USAF). No more than a combined two aviation and occupational badges will be worn on the wearer’s left. Badges will be shiny, metallic and must match in material. Chaplain and CAP aviation badges are mandatory and will always be worn in the highest position. Not more than a combined total of two of these badges will be worn on the wearer’s left. When more than one CAP aviation badge is authorized, only one will be worn. If a military aviation badge (aeronautical, space or cyberspace) is worn, it will be worn below any CAP aviation badges. If chaplain badge is worn, it is worn in the highest position. Parachutist wings are optional; however, when worn will be placed above an occupational badge or below a chaplain, aeronautical, space or cyberspace badge. Occupational badges (excluding chaplain) are optional. All occupational badges worn will be the same size: miniature, mid-sized or regular. Aviation badges may be a different size than any occupational badge; however, multiple aviation badges will be the same size. The first badge will be worn on the wearer’s left side centered ½ inch above the highest row of ribbons (or top of pocket if no ribbons are authorized). The second badge will be centered ½ inch above the first badge.

4.1.7.4.4.2. CAP [Service](#), [Specialty Track](#) Badges, [Model Rocketry](#) and [NRA Marksmanship Badges](#) (refer to [Attachment 4](#)). Wear of these badges is optional. CAP service badges will only be worn by officers and NCOs. Model rocketry and NRA Marksmanship Badges will only be worn by cadets. The total number of badges worn will not exceed four, to include the above-mentioned aviation and occupational badges. The first of these badges will be centered on the wearer's right, ½ inch above the nametag. The second badge will be worn ½ inch above the nametag and centered, spaced ½ inch apart from the first badge so that the two badges are equidistant over the nametag. If the model rocketry and/or NRA Marksmanship Badge(s) is worn and other badges are already worn over the nametag, the model rocketry badge will be worn on the wearer's left pocket, 1 ½ inches below the top of the welt pocket and the NRA Marksmanship Badge will be centered on the welt pocket. If no other badge(s) are worn over the nametag, the model rocketry badge or NRA Marksmanship Badge is worn on the wearer's right, ½ inch above nametag. Only one marksmanship badge will be worn. CAP service badge, if worn, must be metal. If no specialty track badges are worn, center CAP service badge ½ inch above nametag. If a CAP service badge is worn with a second badge in this position, move the second badge to the wearer's right, and wear the CAP service badge closest to the right lapel. The National Commander's Staff Badge will always be worn on the wearer's right side. The CAP Senior Advisory Group, Command Council, National Board or National Executive Committee will always be worn on the left side.

4.1.7.4.4.3. CAP [Command Insignia Pin](#) (Unit and Group Commanders). Wear of this badge is mandatory for all active and graduated commanders in the rank of lieutenant colonel and below. Current commanders wear the appropriate Command Insignia Pin on the wearer's right side, centered ½ inch above the nametag. If wearing one Service Badge, Specialty Track Badge, or USAF Duty, Missile, and Excellence-in-Competition Badges badge with Command Insignia Pin, center the Command Insignia Pin ½ inch above the service/specialty track badge. If two of these badges and the Command Insignia Pin are worn together, place service/specialty track badges ½ inch above nametag and center the Command Insignia Pin ½ inch above the service/specialty track badges. If the member is a graduated commander, place command insignia ½ inch below the nametag. Commanders (current and graduated) may only wear one commander pin, and current commanders wear the pin appropriate to their current assignment. CAP service badges, if worn, must be metal. If no specialty track badges are worn, center CAP service badge ½ inch above nametag. If a CAP service badge is worn as wear the second badge to the wearer's right, and wear the CAP service badge closest to the collar. . If a CAP service badge is worn with a second badge in this position, move the second badge to the wearer's right, and wear the CAP service badge closest to the right lapel. Exceptionally, the National Commander's Staff Badge will always be worn to the right of a second badge. The CAP Senior Advisory Group, Command Council, National Board or National Executive Committee badges will always be worn closest to the lapel.

4.1.7.4.4.4. [Military Badges](#). US military badges authorized by AFI 36-2903 for wear on the USAF-style uniform may be worn when earned through qualification, awarded by competent authority for service performed in any branch of the armed forces of the United States or its allies, AND authorized for wear on the USAF uniform by AFI 36-2903. Military badges will be placed in accordance with AFI 36-2903 and count towards the maximum of four badges worn on the uniform. The USAF missile or excellence-in-competition badges are worn on the wearer's left, ½ inch below the top of the welt pocket, unless a CAP service badge must be worn in this position.

4.1.7.5. Blouse (Long and Short-sleeved). The pointed-end collar of the shirt must show ¼ to ½ inch above the service dress coat collar with arms hanging naturally. It will not have military creases and will have epaulets. With arms hanging naturally, long-sleeves will end ¼ to ½ inch below the wrist, but not be visible below the sleeves of the service coat. The long-sleeved blouse will have rounded cuffs with buttonhole closures on each cuff. The blouse may be modified at the member's expense to

accommodate cuff links. White, V-neck or crew neck style undershirts are optional. If worn, they will be tucked into the skirt or slacks.

4.1.7.5.1. Tuck-in Style Blouse (Long or Short-Sleeved). The blue blouse will have a tapered fit and will be tucked into the slacks or skirt.

4.1.7.5.2. Semi-Form Fitting Blouse (Long or Short-Sleeved). The blue blouse will be a semi-form fitting princess line.

4.1.7.5.2.1. Officers will wear embroidered rank insignia on gray epaulet sleeves.

4.1.7.5.2.2. NCOs and Airmen will wear 3 ½ inch chevron rank centered on the outer arm halfway between the shoulder seam and elbow when bent at a 90-degree angle (long sleeved-shirt) or bottom edge of the sleeve (short sleeved-shirt). Shoulder mark insignia is not authorized.

4.1.7.5.2.3. Cadet officers will wear miniature rank insignia on blue epaulet sleeves.

4.1.7.5.2.4. Cadet NCOs and Airmen do not wear rank insignia on the blue blouse when the service dress coat is worn, as rank insignia is worn on the service dress coat.

4.1.7.5.3. Accoutrements.

4.1.7.5.3.1. [Nametag](#). The nametag will be worn and is gray for officers and NCOs and blue for cadets, three-line with the last name engraved in white lettering. The name tag will be centered, even with to 1 ½ inches higher or lower than the first exposed button on the wearer's right.

4.1.7.5.3.2. Ribbons. All or no ribbons and devices will be worn. If worn, center ribbons on wearer's left, parallel with ground. Align bottom of the ribbons with the bottom of the nametag. For wear and description, see the applicable paragraphs in chapter 11. Officers and NCO ribbons must fall below the front edge of the turn down collar in accordance with instructions found in [chapter 11](#).

4.1.7.6. Cuff Links. Cuff links are optional with the service dress uniform. They will either be silver, satin finish or highly polished with the CAP Crest, "wing and star" design; silver, highly polished with the AF symbol; or plain silver, highly polished, commercial design with dimensions and shape similar to the "wing and star" cuff links.

4.1.7.7. Tie Tab. An inverted-V tie tab will be worn with the service dress uniform. The tie tab will be blue polyester herringbone with self-fastening tails when worn with the tuck-in style blouse and with or without self-fasteners with the semi-form fitting blouse.

4.1.7.8. Slacks. Slacks will be blue and fit naturally over the hips with no bunching at the waist or bagging at the seat. The bottom front of the slack legs will rest on the front of the shoe, boot or on top of the foot if wearing pumps, with a slight break in the crease. The back of the slack legs will be approximately 7/8 inch longer than the front. The slacks will be tailored, straight hanging, with no flare at the bottom or additional alterations to further taper the leg. They will have a center fly-front opening and front and back waist darts, two ¼ top side pockets, and a waistband with five belt loops. The slacks material will be 100% polyester, polyester wool tropical, or wool blend with a serge weave. The slacks material will match the service dress coat in both fabric and shade.

4.1.7.9. Skirt. The skirt will be polyester or poly-wool, blue and hang naturally over the hips with a slight flare. The skirt will be no shorter than the top of the kneecap and no longer than the bottom of the kneecap when standing at attention. The skirt will be straight style with belt loops, a kick pleat in the back, two pockets, and a darted front. Skirts will have a back zipper and lining attached to the waist. Skirt material will match the service dress coat in both fabric and shade.

4.1.7.10. Belt and Buckle. The belt will be blue, cotton web or elastic, solid or woven. The belt will have a silver (chrome finish) tip and a buckle. The silver tip of the belt will extend beyond the buckle facing the wearer's right; however, no blue fabric will be visible between the silver tip and silver buckle.

4.1.7.11. Footwear. Hosiery (or Black socks) and Low Quarters, Dress Boots, Pumps or Slip-on Shoes are required with this uniform; combat boots may be worn with slacks. For description see [paragraph 6.4.2.](#)

4.1.7.12. Headgear. Headgear is mandatory with this uniform. The [flight cap](#) (either male or female style) or [service cap](#) (adult officers and NCOs and Cadet officers may wear either male or female style; not authorized for cadet airmen and NCOs) are the primary headgear options for this uniform. The [blue winter cap](#) may be worn when weather requires and outer garments are worn.

4.1.7.13. Outergarments. The USAF-style [Topcoat](#) or [All-Weather Coat](#) may be worn.

4.1.7.14. Accessories (Jewelry, Eyewear, Electronic Devices, Bags, Backpacks, Cold Weather and Other Accessories). Garment accessories will be conservative and plain without design or ornamentation. [For wear and description, see paragraph 6.3.1.](#)

4.1.8. Women's USAF Style Service Dress Uniform (Class A) Old Style. (Figure 4.8)

4.1.8.1. This USAF-style uniform may only be worn by cadets.

4.1.8.2. Coat. Dark blue with a single row of three USAF Crest or CAP Crest buttons and two patch pockets slightly below the waistline. Coat and skirt or slacks will match in shade and material. This uniform is authorized for cadets only. Available in 100% polyester or polyester wool tropical. Coat follows the contours of the Figure but allows ease of movement without pulling in the back at the waist, either split seam or princess style. The length is proportional to height. Collar is set away from the neck. The sleeves end approximately ¼ inch from the heel of the thumb; roll-press sleeves and lapel. Wear with any of the available service skirts and slacks except the new service dress slacks or skirt.

4.1.8.3. Rank Insignia.

4.1.8.3.1. Cadet officers will wear regular rank insignia on Cadet Officer shoulder boards. On new-style service coats with epaulets, the Cadet Officer shoulder boards are affixed by snaps or Velcro to the epaulet. On new-style service coats without epaulets, the Cadet Officer shoulder boards are affixed by snaps or Velcro to the area where epaulets would normally be found

4.1.8.3.2. Cadet NCOs and Airmen will wear metal chevrons on both coat lapels. Rank insignia will be placed halfway up the seam, resting on but not over the seam, and parallel with the ground. Cadet airmen basic wear no collar insignia.

4.1.8.4. Accoutrements.

4.1.8.4.1. Lapel Insignia. Cadet officers will wear the CAP lapel insignia will be placed halfway up the seam, resting on but not over it. The “CAP” letters in the insignia are parallel with the ground. Rank insignia replaces lapel insignia for cadet Airmen and NCOs. Cadet airmen basic wear no collar insignia.

4.1.8.4.2. [Nametag](#). The nametag will be worn centered on right side between lapel and arm seam, 1 to 3 inches higher than top button. The nametag is blue, three-line with the last name engraved in white lettering.

4.1.8.4.3. Ribbons. Ribbons and devices will be worn on the women’s service dress uniform, old style. Wear ribbons centered on the left side between lapel and arm seam, 1 to 3 inches higher than the top button. Bottom of the lowest bar of ribbons should be in alignment with the bottom of the nametag. For wear and description, see the applicable paragraphs in chapter 11.

4.1.8.4.4. Badges. The total number of badges worn will not exceed four. Wear only one foreign badge, if authorized (see [paragraph 10.8](#)). All badges will be metal and of a highly polished finish. [Attachment 4](#) lists authorized badges and their approximate location on the various uniforms.

4.1.8.4.4.1. [Aviation](#) (CAP, USAF or other service Aeronautical, Space, Cyberspace) and [Occupational Badges](#) (CAP and USAF). No more than a combined two aviation and occupational badges will be worn on the wearer’s left. Badges will be shiny, metallic and must match in material. Chaplain and CAP aviation badges are mandatory and will always be worn in the highest position. Not more than a combined total of two of these badges will be worn on the wearer’s left. When more than one CAP aviation badge is authorized, only one will be worn. If a military aviation badge (aeronautical, space or cyberspace) is worn, it will be worn below any CAP aviation badges. If chaplain badge is worn, it is worn in the highest position. Parachutist wings are optional; however, when worn will be placed above an occupational badge or below a chaplain, aeronautical, space or cyberspace badge. Occupational badges (excluding chaplain) are optional. All occupational badges worn will be the same size: miniature, mid-sized or regular. Aviation badges may be a different size than any occupational badge; however, multiple aviation badges will be the same size. The first badge will be worn on the wearer’s left side centered ½ inch above the highest row of ribbons (or top of pocket if no ribbons are authorized). The second badge will be centered ½ inch above the first badge.

4.1.8.4.4.2. [Specialty Track Badges](#), [Model Rocketry](#) and [NRA Marksmanship Badges](#) (refer to [Attachment 4](#)). Wear of these badges is optional. The total number of badges worn will not exceed four; to include the above-mentioned aviation and occupational badges. The first badge will be centered on the wearer’s right, ½ inch above the nametag and centered. The second badge will be worn ½ inch above the nametag, centered, and spaced ½ inch apart from the first badge. If the model rocketry badge or NRA Marksmanship Badge(s) is worn and other badges already worn over the nametag, the model rocketry badge or NRA Marksmanship Badge will be worn on the wearer’s left, 1 ½ inches below the bottom of the ribbon bar. If no other badge(s) are worn over the nametag, the model rocketry badge or NRA Marksmanship Badge is worn on the wearer’s right, ½ inch above nametag. Only one marksmanship badge may be worn.

4.1.8.5. Blouse (Long and Short-sleeved). The pointed-end collar of the shirt must show ¼ to ½ inch above the service dress coat collar with arms hanging naturally. It will not have military creases and will have epaulets. With arms hanging naturally, long-sleeves will end ¼ to ½ inch below the wrist, but not be visible below the sleeves of the service coat. The long-sleeved blouse will have rounded cuffs with buttonhole closures on each cuff. The blouse may be modified at the member’s expense to accommodate cuff links. White, V-neck or crew neck style undershirts are optional. If worn, they will be tucked into the skirt or slacks.

4.1.8.5.1. Tuck-in Style Blouse (Long or Short-Sleeved). The blue blouse will have a tapered fit and will be tucked into the slacks or skirt.

4.1.8.5.2. Semi-Form Fitting Blouse (Long or Short-Sleeved). The blue blouse will be a semi-form fitting princess line.

4.1.8.5.2.1. Cadet Officer Rank Insignia. Cadet officers will wear miniature rank insignia on blue epaulet sleeves.

4.1.8.5.2.2. Cadet NCOs and Airmen do not wear rank insignia on the blue blouse when the service dress coat is worn, as rank insignia is worn on the service dress coat.

4.1.8.5.3. Accoutrements.

4.1.8.5.3.1. [Nametag](#). The nametag will be worn and is blue for cadets, three-line with the last name engraved in white lettering. The name tag will be centered, even with to 1 ½ inches higher or lower than the first exposed button on the wearer's right.

4.1.8.5.3.2. Ribbons. Ribbons are optional on the blue shirt. If worn, ribbons will be centered, resting on, but not over the edge of the pleated pocket on the wearer's left. For wear and description, see the applicable paragraphs in [chapter 11](#).

4.1.8.6. Cuff Links. Cuff links are optional with the service dress uniform. They will either be silver, satin finish or highly polished with the CAP Crest, "wing and star" design; silver, highly polished with the AF symbol; or plain silver, highly polished, commercial design with dimensions and shape similar to the "wing and star" cuff links.

4.1.8.7. Tie Tab. An inverted-V tie tab will be worn with the service dress uniform. The tie tab will be blue polyester herringbone with self-fastening tails when worn with the tuck-in style blouse and with or without self-fasteners with the semi-form fitting blouse.

4.1.8.8. Slacks. Slacks will be blue and fit naturally over the hips with no bunching at the waist or bagging at the seat. The bottom front of the slack legs will rest on the front of the shoe, boot or on top of the foot if wearing pumps, with a slight break in the crease. The back of the slack legs will be approximately 7/8 inch longer than the front. The slacks will be tailored, straight hanging, with no flare at the bottom or additional alterations to further taper the leg. They will have a center fly-front opening and front and back waist darts, two one-quarter top side pockets, and a waistband with five belt loops. The slacks material will be 100% polyester, polyester wool tropical, or wool blend with a serge weave. The slacks material will match the service dress coat in both fabric and shade.

4.1.8.9. Skirt. Modified A-line, six-gore, free hanging, with or without waistline, with or without belt loops. Skirt has a left zipper and lining attached to the inside; skirt length will be no shorter than the top of the kneecap, nor longer than the bottom of the kneecap.

4.1.8.10. Belt and Buckle. The belt will be blue, cotton web or elastic, solid or woven. The belt will have a silver (chrome finish) tip and a buckle. The silver tip of the belt will extend beyond the buckle facing the wearer's right; however, no blue fabric will be visible between the silver tip and silver buckle.

4.1.8.11. Hosiery (or Black socks) and Low Quarters, Dress Boots, Pumps or Slip-on Shoes are required with this uniform. Combat boot may be worn with slacks. For description, see [paragraph 6.4.2](#).

4.1.8.12. Headgear. Headgear is mandatory with this uniform. The [flight cap](#) (either male or female style) or [service cap](#) (adult officers and NCOs and cadet officers may wear either male or female style; not authorized for cadet airmen and NCOs) are the primary headgear options for this uniform. The [blue winter cap](#) may be worn when weather requires and outer garments are worn.

4.1.8.13. Outergarments. The USAF-style [Topcoat](#) or [All-Weather Coat](#) may be worn.

4.1.8.14. Accessories (Jewelry, Eyewear, Electronic Devices, Bags, Backpacks, Cold Weather and Other Accessories). Garment accessories will be conservative and plain without design or ornamentation. [For wear and description, see paragraph 6.3.1.](#)

4.1.9. Men's Blue Service Uniform (Class B). (Figures 4.8 and 4.9)

4.1.9.1. This USAF-style uniform may be worn by active members.

4.1.9.2. Long-Sleeve/Short-Sleeve Blue Shirt. The long-sleeve and short-sleeve blue shirt will be light blue in color with two pleated pockets, convertible cuffs (long-sleeve only), and epaulets. With arms hanging naturally, long sleeves will end $\frac{1}{4}$ to $\frac{1}{2}$ inch below the wrist, but not be visible below the sleeves of the service coat. The blue shirt will be neatly tucked into the trousers. The shirt may be altered for a tapered fit. A V-neck or athletic style, white undershirt will be worn under the shirt.

4.1.9.3. Rank Insignia

4.1.9.3.1. Officers will wear embroidered rank insignia on gray epaulet sleeve.

4.1.9.3.1.1. Colonel rank insignia is worn with the eagle's beak facing forward.

4.1.9.3.2. NCOs will wear $3\frac{1}{2}$ inch chevron rank centered on the outer arm halfway between the shoulder seam and elbow when bent at a 90-degree angle (long sleeved-shirt) or bottom edge of the sleeve (short sleeved-shirt). Shoulder mark insignia is not authorized.

4.1.9.3.3. Cadet officers will wear miniature rank insignia on blue epaulet sleeves.

4.1.9.3.4. Cadet NCOs and Airmen wear metal chevrons on both sides of the collar. Insignia is one inch from and parallel to the front of the collar and centered. Cadet airmen basic wear no collar insignia. See [Figure A5-4](#) for correct placement

Figure 4.8. Male Long Sleeve Blue Shirt (Class B) (Officer, Cadet Officer, Cadet NCO and Airmen).



Figure 4.9 Male Short Sleeve Shirt (Class B) (Officer, Cadet Officer, and Cadet NCO and Airmen)



4.1.9.4. Accoutrements.

4.1.9.4.1. [Nametag](#). The nametag will be worn and is gray for adult members and blue for cadets, three-line with the last name engraved in white lettering. The name tag will be centered, resting on, but not over the edge of the pleated pocket on the wearer's right.

4.1.9.4.2. Ribbons. Ribbons are optional on the blue shirt. If worn, ribbons will be centered, resting on, but not over the edge of the pleated pocket on the wearer's left. For wear and description, see the applicable paragraphs in [chapter 11](#). Adult member ribbons must fall below the front edge of the turn down collar in accordance with instructions found in [chapter 11](#).

4.1.9.4.2.1. [Aviation](#) (including USAF or other service Aeronautical, Space, Cyberspace) and [Occupational Badges](#) (CAP and USAF). No more than a combined two aviation and occupational badges will be worn on the wearer's left. Badges will be shiny, metallic and must match in material. Chaplain and CAP aviation badges are mandatory and will always be worn in the highest position. Not more than a combined total of two of these badges will be worn on the wearer's left. When more than one CAP aviation badge is authorized, only one will be worn. If a military aviation badge (aeronautical, space or cyberspace) is worn, it will be worn below any CAP aviation badges. If chaplain badge is worn, it is worn in the highest position. Parachutist wings are optional; however, when worn will be placed above an occupational badge or below a chaplain, aeronautical, space or cyberspace badge. Occupational badges (excluding chaplain) are optional. All occupational badges worn will be the same size: miniature, mid-sized or regular. Aviation badges may be a different size than any occupational badge; however, multiple aviation badges will be the same size. The first badge will be worn on the wearer's left side centered ½ inch above the highest row of ribbons (or top of pocket if no ribbons are authorized). The second badge will be centered ½ inch above the first badge.

4.1.9.4.2.2. CAP Service, Specialty Track Badges, Model Rocketry and NRA Marksmanship Badges (refer to Attachment 4). Wear of these badges is optional. CAP service badges will only be worn by officers and NCOs. Model rocketry and NRA Marksmanship Badges will only be worn by cadets. The total number of badges worn will not exceed four, to include the above-mentioned aviation and occupational badges. The first badge will be centered on the lower portion of the wearer's left pocket, between the left and right edges and bottom of flap and pocket. The second badge will be worn in the corresponding location on the wearer's right pocket. If a third badge is authorized, it will be centered ½ inch above the nametag. CAP service badges, if worn, are always worn on the left, with only one being worn. Model rocketry badge will only be worn on the wearer's left pocket.

Marksmanship badge is worn centered on the top edge of the left pocket flap. Only one marksmanship badge may be worn. The National Commander's Staff Badge will always be worn on the wearer's right side. The CAP Senior Advisory Group, Command Council, National Board or National Executive Committee will always be worn on the left side.

4.1.9.4.2.3. CAP [Command Insignia Pin](#). CAP Command Insignia Pin (Unit and Group Commanders). Wear of this badge is mandatory for all active and graduated commanders in the rank of lieutenant colonel and below. Current commanders wear the appropriate command pin centered on the wearer's right side, centered ½ inch above the nametag. If a specialty track or service badge is worn on the wearer's right side above the name tag, center badge ½ inch above the command insignia. If member is a graduated commander, center below the nametag between the nametag and the button of the right pocket flap. Commanders (current and graduated) may only wear one commander pin, and current commanders wear the pin appropriate to their current assignment.

4.1.9.4.2.4. [Military Badges](#). US military badges authorized by AFI 36-2903 for wear on the USAF-style uniform may be worn when earned through qualification, awarded by competent authority for service performed in any branch of the armed forces of the United States or its allies, AND authorized for wear on the USAF uniform by AFI 36-2903. Military badges will be placed in accordance with AFI 36-2903 and count towards the maximum of four badges worn on the uniform. The USAF missile is worn on the wearer's left, centered on left pocket, between the left and right edges and bottom of flap and pocket, unless a CAP service badge must be worn in this position.

4.1.9.5. Cuff Links. Cuff links are optional with the long-sleeved shirt. They will either be silver, satin finish or highly polished with the CAP Crest, "wing and star" design; silver, highly polished with the AF symbol; or plain silver, highly polished, commercial design with dimensions and shape similar to the "wing and star" cuff links.

4.1.9.6. Tie. A tie will be worn with the long-sleeved shirt, but is optional with the short-sleeved shirt. The tie will be either blue polyester or silk, herringbone twill. The tip of the tie must cover a portion of the belt buckle, but cannot extend below the bottom of the belt buckle. A tie tack or clasp may be worn with the tie. If worn, the tie tack or clasp will have the CAP Crest, "wing and star" design, AF symbol, or the appropriate rank insignia. The tie tack or clasp will be centered between the bottom edge of the knot and the bottom tip of the tie.

4.1.9.7. Trousers. Trousers will be blue and trim-fitted with no bunching at the waist or bagging at the seat. The trousers will be full cut, straight hanging and without cuffs or additional alterations to further taper the leg. The front of the trouser legs will rest on the front of the shoes or boots with a slight break in the crease. The back of the trouser legs will be 7/8 inch longer than the front. The trouser material will match the service dress coat in both fabric and shade.

4.1.9.8. Belt and Buckle. The belt will be blue, cotton web or elastic, solid or woven. The belt will have a silver (chrome finish) tip and a buckle. The silver tip of the belt will extend beyond the buckle facing the wearer's left; however, no blue fabric will be visible between the silver tip and silver buckle.

4.1.9.9. Footwear. Black socks and Low Quarters, Dress Boots, or Combat Boots are required with this uniform. For description, see [paragraph 6.4.1](#).

4.1.9.10. Headgear. Headgear is mandatory with this uniform. The male [flight cap](#) or [service cap](#) (adult officers and NCOs and Cadet officers; not authorized for cadet airmen and NCOs) are the primary headgear options for this uniform. The [blue winter cap](#) may be worn when weather requires and outer garments are worn.

4.1.9.11. Outergarments. The USAF-style [Topcoat](#), [All-weather Coat](#), [Lightweight Blue Jacket](#), [Wool/Acrylic Pullover](#) or [Cardigan Sweater](#) may be worn.

4.1.9.12. Accessories (Jewelry, Eyewear, Electronic Devices, Bags, Backpacks, Cold Weather and Other Accessories). Garment accessories will be conservative and plain without design or ornamentation. [For wear and description, see paragraph 6.3.1.](#)

4.1.10. Women's Blue Service Uniform (Class B) (Figure 4.10 and 4.11)

4.1.10.1. This USAF-style uniform may be worn by active members.

4.1.10.2. Blouse (Long and Short-sleeved). It will not have military creases and will have epaulets. With arms hanging naturally, long-long sleeves will end $\frac{1}{4}$ to $\frac{1}{2}$ inch below the wrist. The long-sleeved blouse will have rounded cuffs with buttonhole closures on each cuff. The blouse may be modified at the member's expense to accommodate cuff links. A V-neck or athletic style, white undershirt may be worn under the blouse. If worn, they will be tucked into the skirt or slacks.

4.1.10.2.1. Tuck-in Style Blouse (Long or Short-Sleeved). The blue blouse will have a tapered fit and will be tucked into the slacks or skirt.

4.1.10.2.2. Semi-Form Fitting Blouse (Long or Short-Sleeved). The blue blouse will be a semi-form fitting princess line.

4.1.10.3. Rank Insignia.

4.1.10.3.1. Officers will wear embroidered rank insignia on gray epaulet sleeves.

4.1.10.3.1.1. Colonel rank insignia is worn with the eagle's beak facing forward.

Figure 4.10 Women's Short Sleeve Blouse (Class B)



Figure 4.11 Women's Long Sleeve Blue Blouse (Class B) (Officer, Cadet Officers and Cadet NCOs and Airmen)



4.1.10.3.2. NCOs will wear 3 ½ inch chevron rank centered on the outer arm halfway between the shoulder seam and elbow when bent at a 90-degree angle (long sleeved-shirt) or bottom edge of the sleeve (short sleeved-shirt). Shoulder mark insignia is not authorized

4.1.10.3.3. Cadet Officer Rank Insignia. Cadet officers will wear miniature rank insignia on blue epaulet sleeves.

4.1.10.3.4. Cadet NCOs and airmen wear metal chevrons on both sides of the collar. Insignia is one inch from and parallel to the front of the collar and centered. Cadet airmen basic wear no collar insignia. See Figure See [Figure A5-4](#) for correct placement.

4.1.10.4. Accoutrements.

4.1.10.4.1. [Nametag](#). The nametag will be worn and is gray for officers, and NCOs and blue for cadets, three-line with the last name engraved in white lettering. The name tag will be centered, even with to 1 ½ inches higher or lower than the first exposed button on the wearer's right.

4.1.10.4.2. Ribbons. Ribbons are optional on the blue blouse. If worn, center ribbons on wearer's left, parallel with ground. Align bottom of the ribbons with the bottom of the nametag. For wear and description, see the applicable paragraphs in [Chapter 11](#). Officer and NCO ribbons and badges must fall below the front edge of the turn down collar in accordance with instructions found in [Chapter 11](#).

4.1.10.4.3. Badges. The total number of badges worn will not exceed four. The commander's insignia does not count as one of the four badges. Wear only one foreign badge, if authorized (see [paragraph 10.8](#)). [Attachment 4](#) lists authorized badges and their approximate location on the various uniforms.

4.1.10.4.3.1. [Aviation](#) (including USAF or other service Aeronautical, Space, Cyberspace) and [Occupational Badges](#) (CAP and USAF). No more than a combined two aviation and occupational badges will be worn on the wearer's left. Badges will be shiny, metallic and must match in material. Chaplain and CAP aviation badges are mandatory and will always be worn in the highest position. Not more than a combined total of two of these badges will be worn on the wearer's left. When more than one CAP aviation badge is authorized, only one will be worn. If a military aviation badge (aeronautical, space or cyberspace) is worn, it will be worn below any CAP aviation badges. If chaplain badge is worn, it is worn in the highest position. Parachutist wings are optional; however, when worn will be placed above an occupational badge or below a chaplain, aeronautical, space or cyberspace badge. Occupational badges (excluding chaplain) are optional. All occupational badges worn will be the same size: miniature, mid-sized or regular. Aviation badges may be a different size than any occupational badge; however, multiple aviation badges will be the same size. The first badge will be worn on the wearer's left side centered ½ inch above the highest row of ribbons (or top of pocket if no ribbons are authorized). If no ribbons are worn, the first badge will be centered and parallel to the nametag. The second badge will be centered ½ inch above the first badge.

4.1.10.4.3.2. CAP [Service](#), [Specialty Track](#) Badges, [Model Rocketry](#) and [NRA Marksmanship Badges](#) (refer to [Attachment 4](#)). Wear of these badges is optional. CAP service badges will only be worn by senior members. Model rocketry and NRA Marksmanship Badges will only be worn by cadets. The total number of badges worn will not exceed four, to include the above-mentioned aviation and occupational badges. The first of these badges will be centered on the wearer's right, ½ inch above the nametag. The second badge will be worn ½ inch above the nametag, level with and spaced ½ inch to the right of the first badge so that both are aligned evenly across the nametag. If the model rocketry and/or NRA Marksmanship Badge(s) is worn and other badges are already worn over the

nametag, the model rocketry badge will only be worn on the wearer's left, 1 ½ inches below the top of the welt pocket and the NRA Marksmanship Badge will be centered on the welt pocket. If no other badge(s) are worn over the nametag, the model rocketry badge or NRA Marksmanship Badge is worn on the wearer's right, ½ inch above nametag. Only one marksmanship badge will be worn. CAP service badges, if worn, must be metal. If no specialty track badges are worn, center CAP service badge ½ inch above nametag. If a CAP service badge is worn, wear the second badge to the wearer's right, and wear the CAP service badge closest to the collar. If a CAP service badge is worn with a second badge in this position, move the second badge to the wearer's right, and wear the CAP service badge closest to the right lapel. Exceptionally, the National Commander's Staff Badge will always be worn to the right of a second badge. The CAP Senior Advisory Group, Command Council, National Board or National Executive Committee badges will always be worn closest to the collar.

4.1.10.4.3. CAP [Command Insignia Pin](#) (Unit and Group Commanders).

Wear of this badge is mandatory for all active and graduated commanders in the rank of lieutenant colonel and below. Current commanders wear the appropriate Command Insignia Pin on the wearer's right side, centered ½ inch above the nametag. If wearing one Service Badge, Specialty Track Badge, or USAF Duty, Missile, and Excellence-in-Competition Badges badge with Command Insignia Pin, center service/specialty track badge ½ inch above Command Insignia Pin. If two of these badges and the Command Insignia Pin are worn together, place Command Insignia Pin ½ inch above nametag and place both service/specialty track badges ½ inch above Command Insignia Pin, centered and spaced ½ inch apart. If the member is a graduated commander, place command insignia ½ inch below the nametag. Commanders (current and graduated) may only wear one commander pin, and current commanders wear the pin appropriate to their current assignment.

4.1.10.4.3.4. [Military Badges](#). US military badges authorized by AFI 36-2903 for wear on the USAF-style uniform may be worn when earned through qualification, awarded by competent authority for service performed in any branch of the armed forces of the United States or its allies, AND authorized for wear on the USAF uniform by AFI 36-2903. Military badges will be placed in accordance with AFI 36-2903 and count towards the maximum of four badges worn on the uniform. The USAF missile or excellence-in-competition badges are worn on the wearer's left, ½ inch below the bottom row of ribbons, unless a CAP service badge must be worn in this position.

4.1.10.5. Cuff Links. Cuff links are optional with the service dress uniform. They will either be silver, satin finish or highly polished with the CAP Crest, "wing and star" design; silver, highly polished with the AF symbol; or plain silver, highly polished, commercial design with dimensions and shape similar to the "wing and star" cuff links.

4.1.10.6. Tie Tab. An inverted-V tie tab will be worn with the woman's long-sleeved blue blouse and is optional with the women's short-sleeved blue blouse. The tie tab will be blue polyester herringbone with self-fastening tails when worn with the tuck-in style blouse and with or without self-fasteners with the semi-form fitting blouse.

4.1.10.7. Slacks. Slacks will be blue and fit naturally over the hips with no bunching at the waist or bagging at the seat. The bottom front of the slack legs will rest on the front of the shoe, boot or on top of the foot if wearing pumps, with a slight break in the crease. The back of the slack legs will be approximately ⅞ inch longer than the front. The slacks will be tailored, straight hanging, with no flare at the bottom or additional alterations to further taper the leg. They will have a center fly-front opening and front and back waist darts, two one-quarter top side pockets, and a waistband with five belt loops. The slacks material will be 100% polyester, polyester wool tropical, or wool blend with a serge weave. The slacks material will match the service dress coat in both fabric and shade.

4.1.10.8. Skirt. The skirt will be polyester or poly-wool, blue and hang naturally over the hips with a slight flare. The skirt will be no shorter than the top of the kneecap and no longer than the bottom of the kneecap when standing at attention. The skirt will be straight style with belt loops, a kick pleat in the back, two pockets, and a darted front. Skirts will have a back zipper and lining attached to the waist. Skirt material will match the service dress coat in both fabric and shade.

4.1.10.9. Belt and Buckle. The belt will be blue, cotton web or elastic, solid or woven. The belt will have a silver (chrome finish) tip and a buckle. The silver tip of the belt will extend beyond the buckle facing the wearer's right; however, no blue fabric will be visible between the silver tip and silver buckle.

4.1.10.10. Footwear. Hosiery (or Black socks) and Low Quarters, Dress Boots, Pumps or Slip-on Shoes are required with this uniform. For description, see [paragraph 6.4.2.](#)

4.1.10.11. Headgear. Headgear is mandatory with this uniform. The [flight cap](#) (either male or female style) or [service cap](#) (either male or female style; officers and NCOs and cadet officers) are the primary headgear options for this uniform. The [blue winter cap](#) may be worn when weather requires and outergarments are worn.

4.1.10.12. Outergarments. The USAF-style [Topcoat](#), [All-weather Coat](#), [Lightweight Blue Jacket](#), [Acrylic Wool Pullover](#) or [Cardigan Sweater](#) may be worn.

4.1.10.13. Accessories (Jewelry, Eyewear, Electronic Devices, Bags, Backpacks, Cold Weather and Other Accessories). Garment accessories will be conservative and plain without design or ornamentation. [For wear and description, see paragraph 6.3.1.](#)

4.2. Corporate-style Uniforms.

4.2.1. Men's Corporate Semi-Formal Uniform (Figure 4.12). This Corporate-style uniform may only be worn by members aged 18 and older. Men's Semi-Formal Dress Uniform is worn for social functions of a semi-formal and/or official nature as prescribed by the commander or equivalent. Semi-formal is the same term used when describing the civilian equivalent. When in semi-formal dress, saluting is not required. This uniform is worn as for the Corporate Service Dress, with the following amendments:

Figure 4.12 Male Corporate Semi-formal Uniform



4.2.1.1. Nametag. Not worn.

4.2.1.2. Shirt. The aviator shirt or white dress shirt must be worn. The turtleneck is not authorized with the corporate semi-formal uniform. The white cotton-polyester blend dress shirt may be oxford, pinpoint, poplin, or broadcloth fabric with turn down (not button down) collars only. This shirt must have white buttons.

4.2.1.3. Bow tie. A black satin bow tie 5 to 5 ½ inches long and no wider than 2 ½ inches with square ends, silk, or synthetic without design replaces the necktie.

4.2.1.4. Medals. One miniature medal may be worn centered above the pocket so that the bottom portion of the medal is ½ inch above the CAP Crest or service badge. (Chaplain badge will be worn ½ inch above the medal.)

4.2.2. Women's Corporate Semi-formal Uniform. (Figure 4.13) This Corporate-style uniform may only be worn by members aged 18 and older. Women's Semi-Formal Dress Uniform is worn for social functions of a semi-formal and/or official nature as prescribed by the commander or equivalent. Semi-formal is the same term used when describing the civilian equivalent. When in semi-formal dress, saluting is not required. This uniform is worn as for the Corporate Service Dress, with the following amendments:

Figure 4.13 Women's Corporate Semi-formal Uniform



4.2.2.1. Nametag. Not worn.

4.2.2.2. Shirt. The aviator shirt, white dress shirt, or white shell must be worn. The turtleneck is not authorized with the corporate semi-formal uniform.

4.2.2.3. Tie tab. The blue satin inverted-v tie tab is mandatory unless wearing the white shell.

4.2.2.4. Medals. One miniature medal may be worn centered above the pocket so that the bottom portion of the medal is $\frac{1}{2}$ above the CAP Crest or service badge. (Chaplain badge will be worn $\frac{1}{2}$ inch above the medal.)

4.2.2.5. Footwear. Women may wear a black satin pump with the corporate semi-formal uniform, in addition to the other footwear authorized for the female corporate service dress uniform.

4.2.3. Men's Corporate Service Dress Uniform. (Figure 4.14)

4.2.3.1. Blazer: Navy blue, single-breasted blazer (solid color) wool, polyester-wool blend or polyester-cotton material will be worn. Two or three buttons, either metal (gold tone, silver tone or CAP button set) or plastic (black or dark blue) in front. Cuff buttons will match and be in accordance with civilian fashion. Imitation horn or wooden buttons are not authorized. In accordance with civilian custom, the lowest button will normally be left unbuttoned. The blazer shall have a center vent, be fully lined, and have notched lapels, padded-shoulders, two front flap pockets, and a left breast pocket.

Figure 4.14 Male Corporate Service Dress Uniform



4.2.3.2. Accoutrements.

4.2.3.2.1. [CAP Crest](#). The CAP Crest will be attached or sewn to the center of the left breast pocket or in the same relative position. Alternatively, the CSAG, Command Council, National Board or National Executive Committee (earned prior to 1 Oct 2013) badges may be worn in place of the CAP Crest by those authorized to wear these badges; bullion or metal is authorized.

4.2.3.2.2. [Nametag](#). Nametag will be worn and will be black with CAP Crest, rank insignia (rank insignia is optional for officers and NCOs; rank insignia not allowed for cadets), last

name and state, region, national based on location of unit of assignment. Will be worn with the top edge of nametag aligned with top edge of the left breast pocket.

4.2.3.2.3. [Occupational Badge](#). Chaplain badge is mandatory and is worn ½ inch above the nametag. No other occupational badges are authorized.

4.2.3.3. Lapel Pins. One lapel pin of choice, in good taste, may be worn on either the left or the right lapel of the blazer at the discretion of the member.

4.2.3.4. Shirt. A white shirt of either of these two types will be worn. Shirt will be neatly tucked into trousers.

4.2.3.4.1. White cotton-polyester blend aviator style shirt. Shirt must be oxford, pinpoint, poplin, or broadcloth fabric with white buttons. Two standard sewn flap pockets with no top openings and with or without pen slots. Pocket flap may have straight bottom or curved bottom and be buttoned. Scalloped flap pockets are not authorized. Straight collars only, no button downs. Two epaulet straps. No eyelets for badges. No military creases.

4.2.3.4.2. Alternatively, a white non-aviator shirt (long or short sleeves), a regular white cotton-polyester or wool blend turtleneck sweater. The white cotton-polyester blend dress shirt may be oxford, pinpoint, poplin, or broadcloth fabric with turn down or button down collar. This shirt must have white buttons and be worn with a tie at all times. When wearing the non-aviator shirt option the blue blazer must be worn. A dickey is not authorized.

4.2.3.5. Trouser. Medium Gray (solid color). Wool, polyester-wool blend or polyester-cotton trousers will be worn. Either slim, straight leg or loose fit with or without pleats or cuffs is allowed. 100% cotton, tactical, chinos cotton twill weave trousers, jeans or casual trousers are not authorized with this uniform combination.

4.2.3.6. Tie. Either the CAP regimental tie or AF blue tie. A tie is mandatory with this uniform combination unless wearing the turtleneck. A tie tack or tie clasp may be worn with the tie. If worn, the tie tack or clasp will have the CAP coat of arms, the “wing and star” design, the AF symbol, or appropriate rank insignia. The tie tack or clasp will be centered between the bottom edge of the knot and the bottom tip of the tie.

4.2.3.7. Black leather belt. A plain black civilian belt with conservative non-decorative type gold or silver buckle (not to exceed 2 inches in size) will be worn with trousers with belt loops.

4.2.3.8. Footwear. Black socks and any plain black shoe or boots are required with this uniform. For description, see [paragraph 6.4.4](#).

4.2.3.9. Headgear. Appropriate civilian headgear may be worn during inclement weather.

4.2.3.10. Undergarments. Men will wear undershorts and white undershirt. Men will wear plain black socks without design. White socks may be worn with boots.

4.2.3.11. Outergarments. Outergarments are items worn outdoors and generally removed in an office environment. Wear of outergarments with this uniform combination is optional. A civilian style overcoat or other appropriate outergarment is allowed, provided the blazer is not visible below the outergarment’s lower hemline.

4.2.3.12. Accessories. Reference [paragraph 6.3.2](#).

4.2.4. Women's Corporate Service Dress Uniform. (Figure 4.15)

4.2.4.1. Blazer. Navy blue, single-breasted blazer (solid color) wool, polyester-wool blend or polyester-cotton material will be worn. Two or three buttons, CAP coat of arms (antique or mirror finish), metal (gold tone or silver tone) or plastic (black or dark blue). Imitation horn or wooden buttons are not authorized. The blazer shall have a center vent, be fully lined, and have notched lapels, and padded-shoulders. Due to variations in commercial style for this garment, it may be worn buttoned or unbuttoned based on its design. Blazer may have two front flap pockets and a left breast pocket or may not have any pockets. No patch pockets are authorized.

Figure 4.15 Female Corporate Service Dress Uniform



4.2.4.2. Accoutrements.

4.2.4.2.1. [CAP Crest](#). The CAP Crest will be attached or sewn to the left breast pocket or in the same relative position. Alternatively, the CSAG, Command Council, National Board or National Executive Committee (earned prior to 1 Oct 2013) badges may be worn in place of the CAP Crest by those authorized to wear these badges; bullion or metal is authorized.

4.2.4.2.2. [Nametag](#). Nametag will be worn and will be black with CAP Crest, rank insignia (optional for officers and NCOs; not allowed for cadets), last name and state, region, national based on location of unit of assignment. Will be worn with the top edge of nametag aligned with top edge of the left breast pocket or ½ inch above the CAP Crest or service badge if blazer has no pocket

4.2.4.2.3. [Occupational Badge](#). Chaplain occupational badge is mandatory and is worn ½ inch above the nametag. No other occupational badges are authorized.

4.2.4.2.4. Lapel Pins. One lapel pin of choice, in good taste, may be worn on either the left or the right lapel of the blazer at the discretion of the member.

4.2.4.3. Shirt. A white shirt of any of these three types will be worn. Shirts designed to be worn tucked in, will be neatly tucked in.

4.2.4.3.1. White cotton-polyester blend aviator style shirt. Shirt must be oxford, pinpoint, poplin, or broadcloth fabric with white buttons. Two standard sewn flap pockets with no top openings and with or without pen slots. Pocket flap may have straight bottom or curved bottom and be buttoned. Scalloped flap pockets are not authorized. Straight collars only, no button downs. Two epaulet straps. No eyelets for badges. No military creases. Shirt will be worn tucked in.

4.2.4.3.2. Alternatively, a white non-aviator shirt (long or short sleeves), a regular white cotton-polyester or wool blend turtleneck sweater, or a white shell top may be worn. The white cotton-polyester blend dress shirt may be oxford, pinpoint, poplin, or broadcloth fabric with turn down (not button down) collars only. This shirt must have white buttons and be worn with a tie tab at all times. When wearing the non-aviator shirt options the blue blazer must be worn. A dickey is not authorized. Will be tucked in.

4.2.4.3.3. White Overblouse (Long and Short-sleeved). Semi-form fitting princess line with two epaulets and short or long sleeved. With arms hanging naturally, long-sleeves will end $\frac{1}{4}$ to $\frac{1}{2}$ inch below the wrist, but not be visible below the sleeves of the service coat. The long-sleeved blouse will have rounded cuffs with buttonhole closures on each cuff. The blouse may be modified at the member's expense to accommodate cuff links. White, V-neck or crew neck style undershirts are optional. If worn, they will be tucked into the skirt or slacks.

4.2.4.4. Tie Tab. A blue, USAF-style inverted-V tie tab with self-fastening tails will be worn with the aviator shirt or a white blouse with a collar. A tie tab will not be worn with this uniform combination if a white turtleneck sweater or white shell is worn.

4.2.4.5. Slacks. Slacks will be medium gray (solid color). Wool, polyester-wool blend or polyester-cotton slacks will be worn and may be either slim, straight leg or loose fit; with or without pleats or cuffs; and with or without belt loops. 100% cotton, tactical, chinos cotton twill weave trousers, jeans or casual trousers are not authorized with this uniform combination.

4.2.4.6. Skirt. Straight or A-line. Commercial medium gray flannel, tropical worsted or similar commercial blend. May or may not have belt loops. Pleated skirts or skirts with slits in the front or side are not authorized. Skirt lengths will be no higher than the top of the kneecap or lower than the bottom of the kneecap. Skirts will hang freely and under no circumstances will they be excessively tight. Skirts should hang naturally with a slight flare.

4.2.4.7. Black leather belt. A plain black civilian belt with conservative non-decorative type gold or silver buckle (not to exceed 2 inches in size) will be worn with slacks or a skirt with belt loops.

4.2.4.8. Footwear. Hosiery (or Black socks) and oxfords, dress boots, loafers or pumps are required with this uniform. For description, see [paragraph 6.4.5.](#)

4.2.4.9. Headgear. Appropriate civilian headgear may be worn during inclement weather.

4.2.4.10. Undergarments. Women will wear conservative bra and panties such that they do not show through the uniform. Wear other appropriate undergarments as necessary. Women will wear off-black hose, neutral nylon hose, or dark blue or black socks, as appropriate. White socks may be worn with boots.

4.2.4.11. Outergarments. Outergarments are items worn outdoors and generally removed in an office environment. Wear of outergarments with this uniform combination is optional. A civilian style overcoat or other appropriate outergarment is allowed, provided the blazer is not visible below the outergarment's lower hemline.

4.2.4.12. Accessories. Reference [paragraph 6.3.2.](#)

4.2.5. Men's Aviator Shirt Uniform. (Figure 4.16)

4.2.5.1. Shirt (Long and Short-sleeved). White cotton-polyester blend aviator style shirt is authorized. Shirt must be oxford, pinpoint, poplin, or broadcloth fabric with white buttons. Two standard sewn flap pockets with no top openings and with or without pen slots. Pocket flap may have straight bottom or curved bottom and be buttoned. Scalloped flap pockets are not authorized. Straight collars only, no button downs. Two epaulet straps. No eyelets for badges. No military creases. Shirt will be tucked neatly into trousers.

Figure 4.16 Male Aviator Shirt Uniform



4.2.5.2. Rank Insignia.

4.2.5.2.1. Officers wear embroidered rank insignia on gray epaulet sleeves.

4.2.5.2.1.1. Colonel rank insignia is worn with the eagle's beak facing forward.

4.2.5.5.2. NCOs will wear 3 ½ inch chevron rank centered on the outer arm halfway between the shoulder seam and elbow when bent at a 90-degree angle (long sleeved-shirt) or bottom edge of the sleeve (short sleeved-shirt). Shoulder mark insignia is not authorized

4.2.5.2.3. Cadet officers wear miniature rank insignia on blue epaulet sleeves.

4.2.5.2.4. Cadet NCOs and Airmen wear metal chevrons on both sides of the collar. Insignia is one inch from and parallel to the front of the collar and centered. Cadet airmen basic wear no insignia on the collar. See [Figure A5-4](#) for correct placement. Note: these insignia must be removed when wearing the Corporate Service Uniform.

4.2.5.3. Accoutrements.

4.2.5.3.1. [Nametag](#). The nametag will be worn and is gray for adult members and blue for cadets, three-line with the last name engraved in white lettering. The nametag will be centered, resting on, but not over the edge of the pocket on the wearer's right.

4.2.5.3.2. Ribbons. CAP ribbons are optional on the aviator shirt; military ribbons are not authorized on the aviator shirt uniform. If worn, ribbons will be centered, resting on, but not over the edge of the wearer's left pocket. For wear and description, see the applicable paragraphs in [chapter 11](#).

4.2.5.3.3. Badges. The total number of badges worn will not exceed four; military and foreign badges are not authorized with this uniform. The commander's insignia does not count as one of the four badges. All badges will be metal and of a highly polished finish. [Attachment 4](#) lists authorized badges and their approximate location on the various uniforms.

4.2.5.3.3.1. [Aviation](#) (CAP only) and [Occupational Badges](#) (CAP only). Wear of these is optional. Badges will be shiny metallic. Not more than a combined total of two of these badges will be worn. They will be worn on the wearer's left. When more than one CAP aviation badge is authorized, only one badge representing the highest CAP aeronautical rating (pilot before observer) will be worn. If chaplain badge is worn, it is worn in the highest position. If two occupational badges are worn, they must be the same size, but may be either full-size or miniature. Aviation badges may be a different size than the occupational badge. The first badge will be worn on the wearer's left side centered ½ inch above the highest row of ribbons (or ½ inch above the top of the pocket if no ribbons are worn). The second badge will be centered ½ inch above the first badge.

4.2.5.3.3.2. [Service](#), [Specialty Track](#) Badges, [Model Rocketry](#) and [NRA Marksmanship Badges](#) (refer to [Attachment 4](#)). Wear of these badges is optional. CAP service badges will only be worn by officers and NCOs. Model rocketry and NRA Marksmanship Badges will only be worn by cadets. The total number of badges worn will not exceed four, to include the above-mentioned aviation and occupational badges. The first badge will be centered on the lower portion of the wearer's left pocket, between the left and right edges and bottom of flap and pocket. The second badge will be worn in the corresponding location on the wearer's right pocket. If a third badge is authorized, it will be centered ½ inch above the nametag. CAP service badges, if worn, are always worn on the left, with only one being worn. Model rocketry badge will only be worn on the wearer's left pocket. Marksmanship badge is worn centered on the top edge of the left pocket flap. Only one marksmanship badge may be worn. The National Commander's Staff Badge will always be worn on the wearer's right side. The CAP Senior Advisory Group, Command Council, National Board or National Executive Committee will always be worn on the left side.

4.2.5.3.3.3. CAP [Command Insignia Pin](#) (Unit and Group Commanders). Command insignia is worn only by officers. Wear of this insignia is optional on the aviator shirt uniform for all active and graduated commanders in the rank of lieutenant colonel and below. Current commanders wear the appropriate command pin centered on the wearer's right side, centered ½ inch above the nametag. If a specialty track or service badge is worn on the wearer's right side above the name tag, center badge ½ inch above the command insignia. If member is a graduated commander, center below the nametag between the nametag and the button of the right pocket flap. Commanders

(current and graduated) may only wear one commander pin, and current commanders wear the pin appropriate to their current assignment.

4.2.5.4. Tie. A necktie will be worn with the long-sleeved shirt, but is optional with the short-sleeved shirt. The tie will be either blue polyester or silk, herringbone twill. The CAP regimental tie is not authorized with the Aviator Shirt Uniform. The tip of the tie must cover a portion of the belt buckle, but cannot extend below the bottom of the belt buckle. A tie tack or clasp may be worn with the tie. If worn, the tie tack or clasp will have the CAP coat of arms, the “wing and star” design, AF symbol, or appropriate rank insignia. The tie tack or clasp will be centered between the bottom edge of the knot and the bottom tip of the tie.

4.2.5.5. Trousers. Medium gray (solid color). Wool, polyester-wool blend or polyester-cotton trousers will be worn and either slim, straight leg or loose fit with or without pleats or cuffs are allowed. 100% cotton, tactical, chinos cotton twill weave trousers, jeans or casual trousers are not authorized with this uniform combination.

4.2.5.6. Belt and Buckle. A plain black civilian belt with conservative non-decorative type gold or silver buckle (not to exceed 2 inches in size) will be worn with trousers with belt loops.

4.2.5.7. Footwear. Black socks and any plain black shoe or boot are required with this uniform. For description, see [paragraph 6.4.4](#).

4.2.5.8. Headgear. Headgear is not required with this uniform combination. However, the CAP baseball cap may be worn. Wing and region commanders may prescribe color, unit designation, and/or emblem to be on the baseball cap. Appropriate civilian headgear may be worn during inclement weather.

4.2.5.9. Undergarments. Men will wear underpants and white undershirt. Undershirt will not be visible if the collar is worn open. Men will wear plain black socks without design. White socks may be worn with boots.

4.2.5.10. Outergarments. Appropriate civilian outergarments are authorized as well as the [black leather jacket](#), [light blue windbreaker](#), [dark blue windbreaker](#), [blue flight jacket](#), the USAF-style [cardigan sweater](#) and the [black fleece](#).

4.2.5.11. Accessories. Reference [paragraph 6.3.2](#).

4.2.6. Women’s Aviator Shirt Uniform.

4.2.6.1. Shirts. One of these two shirts may be worn.

4.2.6.1.1. Aviator Shirt (Long and Short-sleeved) (Figure 4.17). White cotton-polyester blend aviator style shirt is authorized. Shirt must be oxford, pinpoint, poplin, or broadcloth fabric with white buttons. Two standard sewn flap pockets with no top openings and with or without pen slots. Pocket flap may have straight bottom or curved bottom and be buttoned. Scalloped flap pockets are not authorized. Straight collars only, no button downs. Two epaulet straps. No eyelets for badges. No military creases. Shirt will be tucked neatly into slacks or skirt.

4.2.6.1.2. Overblouse (Figure 4.18). White Overblouse (Long and Short-sleeved). Semi-form fitting princess line with two epaulets and short or long sleeved. With arms hanging naturally, long-sleeves will end ¼ to ½ inch below the wrist, but not be visible below the sleeves of the service coat. The long-sleeved blouse will have rounded cuffs with buttonhole closures on each cuff. The blouse may be modified at the member’s expense to accommodate cuff links. White, V-neck or crew neck style undershirts are optional. If worn, they will be tucked into the skirt or slacks.

4.2.6.2. Rank Insignia.

4.2.6.2.1. Officers wear embroidered rank insignia on gray epaulet sleeves.

4.2.6.2.1.1. Colonel rank insignia is worn with the eagle's beak facing forward.

4.2.6.2.2. NCOs will wear 3 ½ inch chevron rank centered on the outer arm halfway between the shoulder seam and elbow when bent at a 90-degree angle (long sleeved-shirt) or bottom edge of the sleeve (short sleeved-shirt). Shoulder mark insignia is not authorized.

4.2.6.2.3. Cadet officers wear miniature rank insignia on blue epaulet sleeves.

Figure 4.17 Female Aviator Shirt Uniform



Figure 4.18 Female White Overblouse



4.2.6.2.4. Cadet NCOs and Airmen wear metal chevrons on both sides of the collar. Insignia is one inch from and parallel to the front of the collar and centered. Cadet airmen basic wear no insignia on the collar. See [Figure A5-4](#) for correct placement. Note: these insignia must be removed when wearing the Corporate Service Uniform.

4.2.6.3. Accoutrements.

4.2.6.3.1. [Nametag](#).

4.2.6.3.1.1. Aviator Shirt. The nametag will be worn and is gray for officers and NCOs and blue for cadets, three-line with the last name engraved in white lettering. The nametag will be centered, resting on, but not over the edge of the pocket on the wearer's right.

4.2.6.3.1.2. Overblouse. The nametag will be worn and is gray for officers and NCOs and blue for cadets, three-line with the last name engraved in white lettering. The nametag will be centered on the right side even with or up to 1 ½ inches higher or lower than the first exposed button and parallel with ground.

4.2.6.3.2. Ribbons. CAP ribbons are optional with this uniform; military ribbons are not authorized with this uniform.

4.2.6.3.2.1. Aviator Shirt. If worn, ribbons will be centered, resting on, but not over the edge of the wearer's left pocket. For wear and description, see the applicable paragraphs in [Chapter 11](#).

4.2.6.3.2.2. Overblouse. If worn, on the Overblouse, ribbons are centered on left side between buttons and arm seam, even with to 1 ½ inches higher or lower than first exposed button. Bottom row of ribbons will be even with bottom of nameplate. For wear and description, see the applicable paragraphs in [Chapter 11](#).

4.2.6.3.3. Badges. Women may choose to wear their insignia as on the men's aviator shirt or in accordance with this paragraph. The total number of badges worn will not exceed four; military and foreign badges are not authorized with this uniform. The commander's insignia does not count as one of the four badges. All badges will be metal and of a highly polished finish. [Attachment 4](#) lists authorized badges and their approximate location on the various uniforms.

4.2.6.3.3.1. [Aviation](#) (CAP only) and [Occupational Badges](#) (CAP only). Wear of these badges is optional. Badges will be shiny metallic. Not more than a combined total of two of these badges will be worn. They will be worn on the wearer's left. When more than one CAP aviation badge is authorized, only one badge representing the highest CAP aeronautical rating (pilot before observer) will be worn. If chaplain badge is worn, it is worn in the highest position. If two occupational badges worn, they must be the same size, but may be either full-size or miniature. Aviation badges may be a different size than the occupational badge. The first badge will be worn on the wearer's left side centered ½ inch above the highest row of ribbons (or ½ inch above the top of pocket or parallel with the nameplate if no ribbons are worn). The second badge will be centered ½ inch above the first badge.

4.2.6.3.3.2. [Service](#), [Specialty Track](#) Badges, [Model Rocketry](#) and [NRA Marksmanship Badges](#) (refer to [Attachment 4](#)). Wear of these badges is optional. Women have the option of wearing these items as worn on the male aviator shirt or as defined in this paragraph. CAP service badge will only be worn by officers and NCOs. Model rocketry and NRA Marksmanship Badges will only be worn by cadets. The total number of badges worn will not exceed four, to include the above-mentioned aviation and occupational badges. The first badge will be centered on the wearer's right, ½ inch above the nametag. The second badge will be worn ½ inch above the nametag, level with and spaced ½ inch to the right of the first badge so that both are aligned evenly across the nametag. If the model rocketry and/or NRA Marksmanship Badge(s) is worn and other badges are already worn over the nametag, the model rocketry badge will only be worn on the wearer's left pocket and the NRA Marksmanship Badge will only be centered on the top edge of the left pocket flap. If no other badge(s) are worn over the nametag, the model rocketry badge or NRA Marksmanship Badge is worn on the wearer's right, ½ inch above the nametag. Only one marksmanship badge may be worn. CAP service badges, if worn, must be metal. If a CAP service badge is worn with a second badge in this position, move the second badge to the wearer's right, and wear the CAP service badge closest to the right lapel. Exceptionally, the National Commander's Staff Badge will always be worn to the right of a second badge. The CAP Senior Advisory Group, Command Council, National Board or National Executive Committee badges will always be worn closest to the collar.

4.2.6.3.3. CAP [Command Insignia Pin](#). CAP Command Insignia Pin (Unit and Group Commanders). Command insignia is worn only by officers. Wear of this insignia is optional on the aviator shirt uniform for all active and graduated commanders in the rank of lieutenant colonel and below. Current commanders wear the appropriate command pin centered on the wearer's right side, centered ½ inch above the nametag. If a specialty track or service badge is worn on the wearer's right side above the nametag, center Command Insignia Pin ½ inch above the specialty track or service badge. Graduated commanders place command insignia ½ inch below the nametag and centered. Commanders (current and graduated) may only wear one commander pin, and current commanders wear the pin appropriate to their current assignment.

4.2.6.4. Tie Tab. A USAF-style inverted-V tie tab will be worn with the women's long-sleeved shirt and is optional with the women's short-sleeved shirt. The tie tab will be blue polyester herringbone with self-fastening tails.

4.2.6.5. Slacks. Slacks will medium gray (solid color). Wool, polyester-wool blend or polyester-cotton trousers will be worn and either slim, straight leg or loose fit with or without pleats or cuffs are allowed. 100% cotton, tactical, chinos cotton twill weave trousers, jeans or casual trousers are not authorized with this uniform combination. Skirts will be medium gray (solid color) of a wool, polyester-wool blend or polyester-cotton material. Skirt lengths will be no higher than the top of the kneecap or lower than the bottom of the kneecap. Skirts will hang freely and under no circumstances will they be excessively tight. Skirts should hang naturally with a slight flare.

4.2.6.6. Belt and Buckle. A plain black civilian belt with conservative non-decorative type gold or silver buckle (not to exceed 2 inches in size) will be worn with slacks or skirt with belt loops.

4.2.6.7. Footwear. Hosiery (or Black socks) and oxfords, dress boots, loafers or pumps are required with this uniform. For description, see [paragraph 6.4.5](#).

4.2.6.8. Headgear. Headgear is not required with this uniform combination. However, the CAP baseball cap may be worn. Wing and region commanders may prescribe color, unit designation, and/or emblem to be on the baseball cap. Appropriate civilian headgear may be worn during inclement weather.

4.2.6.9. Undergarments. Women will wear bra and underpants of a conservative color such they cannot be seen through the uniform. Wear of a white undershirt is authorized if not visible if the collar is worn open.

4.2.6.10. Outergarments. Appropriate civilian outergarments are authorized as well as the [black leather jacket](#), [light blue windbreaker](#), [dark blue windbreaker](#), [blue flight jacket](#), the USAF-style [cardigan sweater](#), and the [black fleece](#).

4.2.6.11. Accessories. Reference [paragraph 6.3.2](#).

CHAPTER 5 – WORKING AND UTILITY UNIFORMS

5.1. USAF-style Utility Uniforms. Utility uniforms are specifically designed to be worn in a field or working environment that involves physical exertion. Field uniform wear is generally restricted to CAP meeting and activities with a field or training focus, but may be worn away from activities for short convenience stops and when eating at restaurants where people wear comparable civilian attire. Do not wear field uniforms to eat in restaurants where most diners wear business attire or at establishments that operate primarily to serve alcohol. Do not starch or hot press shoulder patches. Light ironing and center creasing of NCO chevrons is authorized; however, repeated hot pressing or heavy ironing will accelerate the overall wear of the fabric. Females may wear the male version of any of the field uniforms.

5.1.1. Men's and Women's Battle Dress Uniform. (Figure 5.1)

5.1.1.1. Shirt (Long Sleeve). Cotton and nylon twill or rip-stop cotton; single-breasted with four bellow pockets with flaps; straight-cut bottom sleeve tabs, and side body panels with or without take-up tabs. Only the Woodland Green camouflage pattern is authorized. Long sleeves may be rolled up; if rolled up, sleeve material must match shirt and will touch or come within one inch of forearms when arm is bent at a 90-degree angle. BDU shirt may be removed in the immediate work area. A black crew neck T-shirt will be worn. Military creases are prohibited.

Figure 5.1 Battle Dress Uniform (Officer, Cadet Officer and Cadet NCO)



5.1.1.2. Rank Insignia.

5.1.1.2.1. Officer Rank Insignia. Officers will wear embroidered rank insignia on ultramarine blue cloth. General Officer rank will be centered, perpendicular to, and begin one inch from the bottom of the collar. General officers will wear 1-inch stars; General Officers unable to wear 1-inch stars will wear $\frac{3}{4}$ -inch stars. Colonel rank will be centered, perpendicular to, and one inch from the bottom of the collar and the eagles will face forward. Lieutenant Colonel and Major rank will be centered one inch from the bottom of the collar with the stem parallel to the ground and pointing away from the wearer's neck. The long end of the Flight Officer, Lieutenant and Captain bars will be centered one inch from the bottom of the collar. NCOs wearing old USAF-style chevrons until the new chevrons are available will wear CAP cutouts on the collar.

5.1.1.2.1.1. When wearing the BDU cap, officers wear rank insignia of embroidered rank insignia on blue cloth centered on the front of the cap.

5.1.1.2.2. NCO Rank Insignia. NCOs will wear rank on the sleeves, 4-inch full color silver on dark blue chevrons for men; 3 $\frac{1}{2}$ inch or 4-inch full color, silver on dark blue chevrons for women. Chevrons will be centered on the outer arm halfway between the elbow and shoulder seam, when bent at a 90-degree angle. If sleeves are rolled up, chevrons do not need to be fully visible; however, rank must be distinguishable.

5.1.1.2.3. Cadet officers center regular size, full color embroidered insignia on ultramarine blue cloth sewn on the collar one inch from the front of the collar and centered. All insignia will have $\frac{1}{8}$ inch of blue showing at the widest and tallest point of the insignia. Cadet Colonels and Cadet Captains may wear miniature, embroidered insignia.

5.1.1.2.4. When wearing the BDU cap, cadet officers wear regular size, full color embroidered insignia on ultramarine blue cloth centered on the front of the cap.

5.1.1.2.5. Cadet NCOs and Airmen wear metal chevrons on both sides of the collar. Insignia is one inch from and parallel to the front of the collar and centered. Cadet airmen basic wear no collar insignia. See [Figure A5-4](#) for correct placement.

5.1.1.2.6. Chaplains may wear embroidered chaplain insignia on ultramarine blue material centered on the front of the BDU Cap.

5.1.1.3. Accoutrements. The total number of badges and patches worn will not exceed eight. The Command Insignia Pin, rank insignia, cloth nametape, and "Civil Air Patrol" tape do not count against this total.

5.1.1.3.1. [Nametapes](#) will be in white thread on ultramarine blue cloth. The nametapes will be sewn immediately above the upper BDU coat pockets. Fold tapes underneath to match pocket width. The "Civil Air Patrol" nametape will be worn above the upper BDU pocket on the wearer's left. The last name nametape will be worn above the upper BDU pocket on the wearer's right.

5.1.1.3.2. Left Sleeve. One full color, wing/region/national patch may be sewn to the coat on the left sleeve $\frac{1}{2}$ inch below the shoulder seam and centered reflecting the individual's current unit of assignment. When the sleeve is creased during pressing, the patch edge shall be positioned along the forward facing side of the sleeve crease; patches shall not be folded over the top of a crease.

5.1.1.3.3. Right Sleeve. One full color, special activity patch as authorized by [Attachment 4](#) may be sewn to the coat on the right sleeve $\frac{1}{2}$ inch below the shoulder seam and centered.

When the sleeve is creased during pressing, the patch edge shall be positioned along the forward facing side of the sleeve crease; patches shall not be folded over the top of a crease.

5.1.1.3.4. Left Breast Pocket. One full color patch as authorized by [Attachment 4](#) may be sewn to the shirt centered on the lower left portion of the left breast pocket between left and right edges and bottom of flap and pocket of BDU shirt.

5.1.1.3.5. Right Breast Pocket. One full color patch as authorized by [Attachment 4](#) sewn to the shirt centered on the lower portion of the right breast pocket between left and right edges and bottom of flap and pocket of BDU shirt.

5.1.1.3.6. [Aviation](#) (CAP, USAF or other service Aeronautical, Space, Cyberspace) and [Occupational Badges](#) (CAP and USAF). Two embroidered Aviation or Occupational badges may be worn sewn to the shirt ½ inch above the “Civil Air Patrol” tape over the left breast pocket. The second badge will be centered ½ inch above the first badge. Chaplain and CAP aviation badges are mandatory and will always be worn in the highest position. Not more than a combined total of two of these badges will be worn on the wearer’s left. When more than one CAP aviation badge is authorized, only one will be worn. If a military aviation badge (aeronautical, space or cyberspace) is worn, it will be worn in the second position. If chaplain badge is worn, it is worn in the highest position. Parachutist wings are optional; however, when worn will be placed above an occupational badge or below a chaplain, aeronautical, space or cyberspace badge. Occupational badges (excluding chaplain) are optional. All ultramarine blue insignia will have 1/8 inch of blue showing at the widest and tallest point of the insignia. When placing multiple insignia in the same area, measure from the insignia-to-insignia not blue to blue.

5.1.1.3.7. [CAP Ranger Tab](#). One CAP Ranger tab earned at the Hawk Mountain activity may be sewn centered immediately above and touching the “Civil Air Patrol” tape on the BDU uniform. Aviation or Occupational badges worn above this will be placed so that the insignia is ½ inch above the Ranger Tape, rather than measuring from the “Civil Air Patrol” tape

5.1.1.3.8. [Emergency Services Patch](#). The CAP Emergency Services Patch as authorized by [CAPR 35-6, Aeronautical Ratings, Emergency Services Patch and Badges, and Ground Team Badges](#) may be sewn to the shirt ½ inch above the nametape over the right pocket. If the CAP Command Insignia is worn, the CAP Emergency Services Patch will be sewn ½ inch above that patch.

5.1.1.3.9. CAP [Command Insignia Pin](#) (Unit and Group Commanders). Wear of this badge is mandatory for all active and graduated commanders in the rank of lieutenant colonel and below. Current commanders will wear the embroidered insignia sewn to the shirt ½ inch above the nametape over the right pocket. Graduated commanders will sew the Command Insignia Pin on the wearer’s right centered on the upper pocket flap below the nametape. All insignia will have 1/8 inch of blue showing at the widest and tallest point of the insignia. Commanders (current and graduated) may only wear one commander pin, and current commanders wear the pin appropriate to their current assignment.

5.1.1.3.10. Military Badges. US military badges authorized by AFI 36-2903 for wear on the USAF-style uniform may be worn when earned through qualification, awarded by competent authority for service performed in any branch of the armed forces of the United States or its allies, AND authorized for wear on the USAF uniform by AFI 36-2903. Military badges will be placed in accordance with AFI 36-2903 and count towards the maximum of four badges worn on the uniform. USAF missile or excellence-in-competition badges are worn on the wearer’s left, and may be sewn to the shirt centered on the lower left portion of the left breast pocket between left and right edges and bottom of flap and pocket of BDU shirt, unless a CAP service badge must be worn in this position. Military badges on the

BDUs may be worn in subdued colors as previously authorized by the Air Force for the BDUs if they cannot be obtained in ultramarine fabric.

5.1.1.4. T-Shirt. A black short or long sleeved t-shirt will be worn under the BDU shirt. Unit commanders may prescribe unit designation emblems, subject to the approval of the wing commander, not to exceed 5 inches in diameter, in cloth or silk screen, worn on the left side of chest. Neither unit designation emblems nor commercial logos will be visible when wearing the BDU coat (shirt). Black turtlenecks may also be authorized; thermal undergarments may be black, white, brown, or cream colored and are authorized for wear as weather conditions warrant. T-shirts and turtlenecks will not have pockets and all must be tucked into the trousers. Sleeves of long-sleeved t-shirts will not be visible if BDU shirt cuffs are rolled up.

5.1.1.5. Trousers. Cotton and nylon twill or rip stop cotton camouflage pattern (woodland green) with button front closure, strap ankle adjustment, and six pockets. Material of shirt and trousers must match. Blouse trousers over combat boots. Tucking the BDU trousers into the boot is optional. Whether tucked in or bloused, the trouser must be evenly bloused (gathered in and draped loosely) over the top of the combat boot and must present a bloused appearance. Material of shirt and trousers must match.

5.1.1.6. Belt and Buckle. Dark blue or black, woven cotton web, solid or woven elastic belt with black metal tip end and plain (open faced) black buckle. Black tip may extend up to one inch beyond the buckle, facing to the wearer's left (men) or facing wearer's right or left (women). A black, one-piece rigger style, nylon, web belt (1 ¾ inch wide) may be worn.

5.1.1.7. Footwear. [Black socks](#) and [black combat boots](#) are mandatory with this uniform.

5.1.1.8. Headgear. Headgear. Wear of headgear is mandatory. The [BDU Cap](#), the [CAP Baseball Cap](#) or the [Black Watch](#) cap (when in a cold weather environment), may be worn.

5.1.1.9. Outergarments. The [BDU Field Jacket](#), [Gortex BDU Jacket](#) and [Blue Topcoat/All Weather Coat](#) may be worn with this uniform.

5.1.1.10. [Cold Weather Accessories](#). Gloves (black or sage green), scarf and earmuffs may be worn when wearing authorized outergarments (Exception: gloves worn solely with BDUs). With the exception of functional items, cold weather accessories are only worn while outdoors.

5.2. Corporate-style Working Uniforms

5.2.1. Men's and Women's Corporate Field Uniform (Dark Blue, BDU Style). (Figure 5.2)

5.2.1.1. Field uniforms are specifically designed to be worn in a field or working environment that involves physical exertion. Field uniform wear is generally restricted to CAP meeting and activities with a field or training focus, but may be worn away from activities for short convenience stops and when eating at restaurants where people wear comparable civilian attire. Do not wear field uniforms to eat in restaurants where most diners wear business attire or at establishments that operate primarily to serve alcohol. Do not starch or hot press shoulder patches. Light ironing and center creasing of NCO chevrons is authorized; however, repeated hot pressing or heavy ironing will accelerate the overall wear of the fabric. Females may wear the male version of any of the field uniforms.

5.2.1.2. Shirt (Long Sleeve). Cotton and nylon twill or rip-stop cotton; single-breasted with four bellow pockets with flaps; straight-cut bottom sleeve tabs, and side body panels with or without take-up tabs. Long sleeve blue may be rolled up; if rolled up, sleeve material must match shirt and will touch

or come within one inch of forearms when arm is bent at a 90-degree angle; may be removed in the immediate work area. Military creases are prohibited.

Figure 5.2 Corporate Field Uniform



5.2.1.3. Rank Insignia.

5.2.1.3.1. Officer Rank Insignia. Officers will wear embroidered rank insignia on ultramarine blue cloth. General Officer rank will be centered, perpendicular to, and begin one inch from the bottom of the collar. General officers will wear 1-inch stars; General Officers unable to wear 1-inch stars will wear $\frac{3}{4}$ -inch stars. Colonel rank will be centered, perpendicular to, and one inch from the bottom of the collar and the eagles will face forward. Lieutenant Colonel and Major rank will be centered one inch from the bottom of the collar with the stem parallel to the ground and pointing away from the wearer's neck. The long end of the Flight Officer, Lieutenant and Captain bars will be centered one inch from the bottom of the collar.

5.2.1.3.1.1. When wearing the Blue Field Cap, officers will wear metal insignia or embroidered rank insignia on ultramarine blue cloth centered on the front of the cap.

5.2.1.3.2. NCO Rank Insignia. NCOs will wear rank on the sleeves, 4-inch full color silver on dark blue chevrons for men; 3 $\frac{1}{2}$ inch or 4-inch full color, silver on dark blue chevrons for women. Chevrons will be centered on the outer arm halfway between the elbow and shoulder seam, when bent at a 90-degree angle. If sleeves are rolled up, chevrons do not need to be fully visible; however, rank must be distinguishable.

5.2.1.3.3. Cadet officers center regular size on ultramarine blue cloth sewn on the collar one inch from the front of the collar and centered. All ultramarine blue insignia will have $\frac{1}{8}$ inch of blue showing at the widest and tallest point of the insignia. Cadet Colonels and Cadet Captains may wear miniature, embroidered insignia.

5.2.1.3.3.1. When wearing the Blue Field Cap, Cadet officers will wear metal or white embroidered rank insignia on ultramarine cloth, on the front of the cap.

5.2.1.3.4. Cadet NCOs and Airmen Rank Insignia: Cadet NCOs and Airmen wear metal chevrons on both sides of the collar. Insignia is one inch from and parallel to the front of the collar and centered. Cadet airmen basic wear no collar insignia.

5.2.1.3.5. Chaplains may wear embroidered chaplain insignia on ultramarine blue material centered on the front of the Blue Field Cap.

5.2.1.4. Accoutrements. The total number of badges and patches worn will not exceed eight. The Commander Insignia, rank insignia, cloth name tape, and "Civil Air Patrol" tape do not count against this total. Military badges will not be worn on this uniform.

5.2.1.4.1. [Nametapes](#) will be white lettering on ultramarine blue. The nametapes will be sewn immediately above the upper BDU coat pockets. Fold tapes underneath to match pocket width. The "Civil Air Patrol" nametape will be worn above the upper BDU pocket on the wearer's left. The last name nametape will be worn above the upper BDU pocket on the wearer's right.

5.2.1.4.2. Left Sleeve. One full color, wing/region/national patch may be sewn to the coat on the left sleeve ½ inch below the shoulder seam reflecting the individual's current unit of assignment.

5.2.1.4.3. Right Sleeve. One full color, special activity patch as authorized by [Attachment 4](#) may be sewn to the coat on the right sleeve ½ inch below the shoulder seam.

5.2.1.4.4. Left Breast Pocket. One full color patch as authorized by [Attachment 4](#) may be sewn to the shirt centered on the lower left portion of the left breast pocket between left and right edges and bottom of flap and pocket of BDU shirt.

5.2.1.4.5. Right Breast Pocket. One full color patch as authorized by [Attachment 4](#) may be sewn to the shirt centered on the lower portion of the right breast pocket between left and right edges and bottom of flap and pocket of BDU shirt.

5.2.1.4.6. [Aviation](#) and [Occupational Badges](#) (CAP only). Two Aviation or Occupational badges embroidered in white on ultramarine blue may be worn sewn to the shirt ½ inch above the "Civil Air Patrol" tape over the left breast pocket. The second badge will be centered ½ inch above the first badge. Chaplain and CAP aviation badges are mandatory and will always be worn in the highest position. Not more than a combined total of two of these badges will be worn on the wearer's left. When more than one CAP aviation badge is authorized, only one will be worn. If chaplain badge is worn, it is worn in the higher position. Occupational badges (excluding chaplain) are optional. All cloth insignia will have 1/8 inch of blue showing at the widest and tallest point of the insignia. When placing multiple insignia in the same area, measure from the insignia-to-insignia not blue to blue.

5.2.1.4.7. [CAP Ranger Tab](#). One CAP Ranger tab earned at the Hawk Mountain activity may be sewn centered immediately above and touching the "Civil Air Patrol" tape on the BDU uniform. Aviation or Occupational badges worn above this will be placed so that the insignia is ½ inch above the Ranger Tape, rather than measuring from the "Civil Air Patrol" tape.

5.2.1.4.8. [Emergency Services Patch](#). The CAP Emergency Services Patch as authorized by [CAPR 35-6, Aeronautical Ratings, Emergency Services Patch and Badges, and Ground Team Badges](#) may be sewn to the shirt ½ inch above the nametape over the right pocket. If the CAP Command Insignia is worn, the CAP Emergency Services Patch will be sewn ½ inch above the Command Insignia.

5.2.1.4.9. CAP [Command Insignia Pin](#) (Unit and Group Commanders). Wear of this badge is optional for all active and graduated commanders in the rank of lieutenant colonel and below. Current commanders will wear the embroidered insignia sewn to the shirt ½ inch above the nametape over the right pocket. Graduated commanders will sew the Command Insignia Pin on the wearer's right centered on the upper pocket flap below the nametape. All cloth insignia will have 1/8 inch of blue showing at the widest and tallest point of the insignia. Commanders (current and graduated) may only wear one commander pin, and current commanders wear the pin appropriate to their current assignment.

5.2.1.4.10. Military badges are not authorized with this uniform.

5.2.1.5. Trousers. Cotton and nylon twill or rip stop cotton blue with button front closure, strap ankle adjustment, and six pockets. Trousers may be bloused over boots. If not bloused, drawstring in the hem should be removed. Material of shirt and trousers must match.

5.2.1.6. Belt and Buckle. Any plain dark blue or black leather or woven web belt may be worn.

5.2.1.7. Footwear. [Socks](#) black shoes or [black combat boots](#) are mandatory with this uniform.

5.2.1.8. Headgear. Headgear is not required with this uniform combination. However, the [Blue Field Cap](#) or [CAP baseball](#) cap may be worn. Appropriate civilian headgear may be worn during inclement weather. The [blue boonie hat](#) may be worn during extended outdoor operations and when authorized by the local commander or activity director.

5.2.1.9. Undergarments.

5.2.1.9.1. Men. A black short or long-sleeved crew neck t-shirt will be worn under the CFU shirt. Unit commanders may prescribe unit designation emblems, subject to the approval of the wing commander, not to exceed 5 inches in diameter, in cloth or silk screen, worn on the left side of chest. Neither unit designation emblems nor commercial logos will be visible when wearing the BDU coat (shirt). Black turtlenecks may also be authorized; thermal undergarments may be black, white, brown, or cream colored and are authorized for wear as weather conditions warrant. T-shirts and turtlenecks will not have pockets and all must be tucked into the trousers. Sleeves of long-sleeved t-shirts will not be visible if CFU shirt cuffs are rolled up. Men will wear underpants. Men will wear plain black socks without design. White socks may be worn with boots.

5.2.1.9.2. Women. A black short or long-sleeved crew neck t-shirt will be worn under the CFU shirt. Unit commanders may prescribe unit designation emblems, subject to the approval of the wing commander, not to exceed 5 inches in diameter, in cloth or silk screen, worn on the left side of chest. Neither unit designation emblems nor commercial logos will be visible when wearing the BDU coat (shirt). Black turtlenecks may also be authorized; thermal undergarments may be black, white, brown, or cream colored and are authorized for wear as weather conditions warrant. T-shirts and turtlenecks will not have pockets and all must be tucked into the trousers. Sleeves of long-sleeved t-shirts will not be visible if CFU shirt cuffs are rolled up. Women will wear bra and underpants of a conservative color such they cannot be seen through the uniform. Women will wear appropriate black socks; white socks may be worn with boots.

5.2.1.10. Outergarments. Outergarments for this uniform include the [blue field jacket](#), [black fleece](#) or any conservatively colored commercial coat that covers the shirt.

5.2.1.11. Accessories. Reference [paragraph 6.3.2.](#)

5.2.2. CAP Corporate Working Uniform. (Figure 5.3)

5.2.2.1. Shirt. Two types of knit polo shirts are authorized for men and women. The knit polo shirt must be worn tucked in by men unless heat conditions on the flight line or while participating in actual air operations require additional air circulation. Women may routinely wear the shirt out of slacks (untucked) but shirt length must not fall below mid-hips.

5.2.2.1.1. Dark blue knit shirt (long/short sleeves) with embroidered CAP seal on the right breast. An embroidered name (first and last name) in white thread, and one-service badge, aviation badge, occupational badge, specialty track badge or duty title on the left breast is optional. A female version of this shirt is available without a pocket; females may wear either the male or the female version.

Figure 5.3 CAP Corporate Working Uniform.



5.2.2.1.2. A dark blue knit shirt (long/short sleeves) with the CAP seal screen-printed in white lettering on the left breast.

5.2.2.2. Rank Insignia. No rank insignia is authorized on this uniform.

5.2.2.3. Accoutrements.

5.2.2.3.1. Dark blue knit shirt with embroidered CAP seal. First and last name may be embroidered in white thread on the left breast. No rank designation is authorized. One CAP [aviation](#), [occupational badge](#), [specialty track](#), [duty title](#) badge may be embroidered ½ inch over the name.

5.2.2.3.2. Dark blue knit shirt with CAP seal screen-printed. No accoutrements are authorized.

5.2.2.4. Trousers/Slacks. Medium Gray (solid color). Wool, polyester/wool blend, polyester/cotton or cotton trousers. Either slim, straight leg or loose fit, with or without pleat or cuffs is allowed. Commercially available “tactical” slacks and “chinos” medium gray slacks with or without cuffs are approved for optional wear. Shorts are not authorized.

5.2.2.5. Belt and Buckle. A plain black civilian belt with conservative non-decorative type gold or silver buckle (not to exceed 2 inches in size), or a black woven nylon tactical belt with buckle will be worn. Belt and buckle not to exceed 2” in width.

5.2.2.6. Footwear. Black socks (white socks may be worn with boots) and any plain black shoe, boot or combat boot are required with this uniform (see [paragraph 6.4.4 \(Male\)](#), [6.4.5 \(Female\)](#) and [6.4.3 \(Combat Boots\)](#))

5.2.2.7. Headgear. Headgear is not required with this uniform combination. However, the CAP baseball cap may be worn. Wing and region commanders may prescribe color, unit designation, and/or emblem to be on the baseball cap. Appropriate civilian headgear may be worn during inclement weather.

5.2.2.8. Undergarments

5.2.2.8.1. Men will wear underpants. A white undershirt may be worn if not visible when the collar is worn open. Men will wear plain black socks without design. White socks may be worn with boots

5.2.2.8.2. Women. Women will wear bra and underpants of a conservative color such they cannot be seen through the uniform. Wear of a white undershirt is authorized if not visible if the collar is worn open. Women will wear off-black hose, neutral nylon hose, or dark blue or black socks, as appropriate. White socks may be worn with boots.

5.2.2.9. Outergarments. Appropriate civilian outergarments are authorized as well as the [black leather jacket](#), [light blue windbreaker](#), [blue flight jacket](#), [black fleece](#) and the USAF-style [cardigan sweater](#).

5.2.2.10. Accessories. Reference [paragraph 6.3.2.](#)

CHAPTER 6 – OUTERGARMENTS, HEADGEAR, RANK INSIGNIA AND ACCESSORIES

6.1. Outergarments

6.1.1. 50/50 Acrylic Wool Pullover. (Figure 6.1)

6.1.1.1. Will only be worn with the USAF service uniform. It may be worn under the lightweight blue jacket, the topcoat and the all-weather coat.

6.1.1.2. The dark blue, V-neck, with cuffed sleeves, 50% wool and 50% acrylic blend sweater is authorized as an indoor or outdoor garment. Tie/tab is optional. Member may wear collar of shirt inside or outside sweater. The sweater will not be exposed when wearing another outergarment. Sleeves may not be pushed up. There is no nametag on this lighter weight, flat knit, pullover sweater.

6.1.1.3. Officer and NCO Rank Insignia. Officers and NCOs will wear embroidered rank insignia on gray epaulet sleeve. Alternatively, NCOs may wear metal pin on rank insignia on gray epaulet sleeves.

6.1.1.4. Cadet Rank Insignia. Cadet officers will wear metal miniature size rank insignia on blue epaulet sleeves. Cadet NCOs and Airmen will wear metal chevrons on the shirt collar. Cadet airmen basic wear no collar insignia.

Figure 6.1 Pullover Sweater



6.1.2. Cardigan Sweater (blue). (Figure 6.2)

6.1.2.1. Will only be worn with the USAF Service Uniform (Class B), Aviator Shirt Uniform or Corporate Working Uniform. With the USAF-style uniform, it may be worn under the lightweight blue jacket, the topcoat and the all-weather coat. With Corporate-style uniforms, it may be worn with any outergarment as long as it does not show beneath the lower edge of the outergarment.

6.1.2.2. The cardigan sweater will be 50% acrylic and 50% non-irritation wool blend. It may be worn with sleeves either cuffed or uncuffed, and is authorized as an indoor or outdoor garment. The sweater will be buttoned while outdoors and may be unbuttoned while indoors. When buttoned, the sweater will be completely buttoned. The collar of the shirt may be worn inside or outside of the sweater. Tie/tab is optional. Sleeves may not be worn pushed up. The sweater will not be exposed when wearing another outer garment. No nametag is worn on the cardigan sweater.

6.1.2.2.1. No rank will be worn on the sweater when worn with the Aviator Shirt Uniform and Corporate Working Uniforms.

6.1.2.2.2. Officer and NCO Rank Insignia. Officers and NCOs will wear embroidered rank insignia on gray epaulet sleeve. Alternatively, NCOs may wear metal pin on rank insignia on gray epaulet sleeve.

Figure 6.2 Cardigan Sweater (Male Officer, Female Cadet Officer, Female Cadet NCO)



6.1.2.2.3. Cadet Rank Insignia. Cadet officers will wear miniature size metal rank insignia on blue epaulet sleeves. Cadet NCOs and Airmen will wear metal chevrons on the shirt collar. Cadet airmen basic wear no collar insignia.

6.1.3. Lightweight Blue Jacket. (Figure 6.3)

6.1.3.1. Will only be worn with USAF-style service uniforms. May be worn over the pullover and cardigan sweaters. Females may wear the male version of the lightweight blue jacket. Blue long or short-sleeved blouses, if not tucked-in, cannot be visible around the bottom of the male or female version of the lightweight blue jacket.

6.1.3.2. The lightweight blue jacket will be partially lined, water repellent and is authorized for inside and outside. It has a zipper front, two slanted pockets, knitted cuffs and waistband. The jacket will be waist length with the zipper worn no lower than halfway between the collar and the waistband. The jacket may be worn with or without an insulated liner. If worn, the insulated liner will not be visible. The embroidered USAF Emblem paired with the text "US Air Force" is not authorized for wear by CAP members on this jacket.

6.1.3.2.1. Officer and NCO Rank Insignia. Officers wear embroidered rank insignia on gray epaulet sleeves. Male NCOs wear 4-inch chevron rank; females wear 3 ½ inch or 4 inch chevrons centered on the outer arm halfway between the shoulder seam and elbow when bent at a 90-degree angle.

6.1.3.2.2. Cadet officers will wear regular or miniature size metal rank insignia on the jacket epaulet. Cadet NCOs and Airmen will wear metal chevrons on the jacket collar. Cadet airmen basic wear no collar insignia.

Figure 6.3 Lightweight Blue Jacket



6.1.3.3. The CAP Corporate Seal may be embroidered at the member's expense on the left breast of the jacket. The seal will be 2 5/8 inches in diameter, and represented in white thread using DOD Heraldic Yarn for Embroidery and Ribbon, Bale #HA White 6101, with a stiff tear-off backing and a total stitch count of 8,400 stitches minimum. The center point of the seal will be used to center the seal vertically between the shoulder seam and where the underarm seam joins the armhole sleeve, and centered horizontally between the center zipper and the sleeve armhole seam.

6.1.4. Leather A-2 Flying Jacket. The USAF brown leather flight jacket is NOT authorized for wear by CAP members with any uniform combination.

6.1.5. Black Leather Jacket. (Figure 6.4)

6.1.5.1. Will only be worn with the Aviator Shirt Combination, Corporate Working Uniform, Corporate Field Uniform or Corporate Flight Duty Uniform. No rank insignia will be worn.

6.1.5.2. Black Leather Jacket with side entry and patch pockets similar in style to the USAF A-2 Leather Flying Jacket.

6.1.5.3. The CAP Command Patch will be worn on the right breast

6.1.5.4. A two-toned black with brown insert leather name patch on the left breast.

Figure 6.4 Black Leather Jacket



6.1.6. Light Blue Windbreaker. (Figure 6.5) Will only be worn with the Aviator Shirt Uniform, Corporate Working Uniform or Corporate Flight Duty Uniform; may be worn with non-uniform civilian attire. Jacket is a light blue windbreaker with the CAP seal embroidered on the right breast; version offered by Vanguard is the authorized version. Embroidered name and aviation badge, occupational badge or specialty track badge are optional for wear on the left breast. Rank insignia is not worn on this windbreaker.

Figure 6.5 Light Blue Windbreaker



6.1.7. Blue Flight Jacket. (Figure 6.6) Will only be worn with the Aviator Shirt Uniform, Corporate Working Uniform or the Corporate Flight Duty Uniform. Will be similar to the MA-1 or CWU-45/P or -36/P flight jackets in design and construction. A black leather nametag (as authorized for the CFDU) will be worn on the left breast and the CAP Command Patch will be worn on the right breast. Members may optionally wear other patches as authorized for the Corporate Flight Duty uniform. Officers may wear either plastic encased or embroidered rank insignia on a dark blue background, placed ½ inch from the shoulder seam (for general officers, centered on the shoulder). NCOs and cadets do not wear rank insignia of any type.

Figure 6.6 Blue Flight Jacket



6.1.8. Topcoat (polyester/wool gabardine) and the All-Weather Coat (polyester/cotton/ poplin). (Figure 6.7)

6.1.8.1. Will only be worn with the Mess Dress, USAF service dress and BDU uniforms. Also, may be worn over the pullover and cardigan sweaters. For outdoor use only.

Figure 6.7 Topcoat



6.1.8.2. The topcoat and all-weather coat will be blue, double-breasted, with a belt and buckle, stand-up collar, six-button front, shoulder epaulets with buttons, and sleeve straps with buckles. The topcoat and all-weather coat will be rain resistant and have a button throat closure, shoulder straps, center back vent, facing tabs, and a zip-out liner. The length of the topcoat and all-weather coat will end between the bottom of the kneecap and the mid-calf.

6.1.8.2.1. Officer and NCO Rank Insignia. Officers and NCOs will wear embroidered rank insignia on gray epaulet sleeve. Alternatively, NCOs may wear metal pin on rank insignia on gray epaulet sleeve or males may also wear 4-inch chevron rank and females may wear 3 ½ or 4-inch chevrons centered on the outer arm halfway between the shoulder seam and elbow.

6.1.8.2.2. Cadet Rank Insignia. Cadet officers will wear regular or miniature size metal rank insignia on the coat epaulets. Cadet NCOs and Airmen will wear metal chevrons on the coat collar. Cadet airmen basic wear no collar insignia

6.1.9. BDU Field Jacket. (Figure 6.8)

6.1.9.1. Will only be worn with the USAF Battle Dress Uniform.

6.1.9.2. Field jacket is military woodland green camouflage pattern, M-65 pattern. May be worn with or without liner.

6.1.9.2.1. Officer and NCO Rank Insignia. Officers will wear embroidered rank insignia on ultramarine background on the epaulet. NCOs will wear the 3-, 3 ½-, or 4-inch (women) or 4-inch (men) sleeve chevrons centered halfway between shoulder seam and elbow when bent at 90-degree angle on the sleeve.

6.1.9.2.2. Cadet Rank Insignia. Cadet officers will wear regular or miniature embroidered rank insignia on ultramarine background on the epaulet. Cadet NCOs and Airmen will wear metal chevrons on the coat collar. Cadet airmen basic wear no collar insignia.

6.1.9.2.3. Accoutrements. Will be worn as for the BDU shirt (see paragraph 5.1).

Figure 6.8 BDU Field Jacket



6.1.10. Blue Field Jacket. (Figure 6.9)

6.1.10.1. Will only be worn with the Corporate Field Uniform, Corporate Flight Duty Uniform, and Corporate Working Uniform.

6.1.10.2. Field jacket is military-style (M-65 pattern) in a navy blue color, available commercially. May be worn with or without liner.

6.1.10.2.1. Officer and NCO Rank Insignia. Officers will wear embroidered rank insignia on ultramarine background on the epaulet. NCOs will wear the 3 ½- or 4-inch (women) or 4-inch (men) sleeve chevrons centered halfway between shoulder seam and elbow when bent at 90-degree angle on the sleeve.

6.1.10.2.2. Cadet Rank Insignia. Cadet officers will wear regular or miniature embroidered rank insignia on ultramarine background on the epaulet. Cadet NCOs and Airmen will wear metal on the coat collar. Cadet airmen basic wear no collar insignia.

6.1.10.2.3. Accoutrements. Will be worn as for the blue field shirt (see paragraph 5.1).

Figure 6.9 Blue Field Jacket



6.1.11. Woodland Gore Tex Jacket (Figure 6.10)

6.1.11.1. Will only be worn with the battle dress uniforms. The jacket will have a woodland camouflage print. The jacket will be zipped at least halfway at all times when worn. The hood will rest neatly on the back when not in use. Do not push up or roll up sleeves. The jacket may be worn with or without zip-in black fleece lining (note, this is not authorization for the black fleece to be worn as a separate outer garment with the BDU uniform).

6.1.11.2. Rank Insignia. Officers will wear embroidered rank insignia below the embroidered letters “CAP” on ultramarine material on the front tab. NCOs will wear their rank device in metal below the embroidered letters “CAP” on ultramarine material on the front tab.

6.1.11.3. Cadet Rank Insignia. Cadet officers will wear embroidered rank insignia below the embroidered letters “CAP” on ultramarine material on the front tab. Cadet NCOs and Airmen will wear their rank device in metal below the embroidered letters “CAP” on ultramarine material on the front tab (cadet airmen basic wear blue tab material without any device).

Figure 6.10 Woodland Gortex Jacket



6.1.12. Black Fleece. (Figure 6.11)

6.1.12.1. Only worn outdoors with the Aviator Shirt Uniform, Corporate Field Uniform, Corporate Flight Duty Uniform, or Corporate Working Uniform; remove indoors. (Exception: local commanders have the authority to allow indoor wear of the black fleece jacket as mission needs dictate).

6.1.12.2. Fleece will be acquired commercially, and will be similar in design and construction to the USAF-style Sage Green Fleece. Members will wear fleeces that only have a very small or no manufacturer’s emblem that is externally visible.

Figure 6.11 Black Fleece



6.1.12.3. The black fleece is not authorized to be worn solely over a t-shirt, thermal underwear, etc. When worn as an outer garment, it will have a cloth name tape in ultramarine with white letters (only last name will be used) mounted on black Velcro between the zipper and sleeve seam on the wearer's right chest. It will also have a 2 inch squared ultramarine cloth Velcro square flushed and centered above the last name tape on the wearer's right chest. A "Civil Air Patrol" ultramarine blue tape with white letters will be mounted on black Velcro even with the last name tape and centered between the zipper and sleeve seam on the wearer's left chest.

6.1.12.3.1. Officer and NCO Rank Insignia. Officers will wear embroidered rank insignia on ultramarine blue material on the front of the fleece as noted above. The General Officer rank will be positioned horizontally with a point of each star pointing upward. General Officers will wear 1-inch stars. General Officers unable to wear 1-inch stars will wear ¾-inch stars. The Colonel rank insignia is worn with the eagle's beak pointed towards the wearer's right shoulder (indicates the eagle is facing forward) and will be centered horizontally. The stem of the Major and Lieutenant Colonel rank will point toward ground. The long end of the Flight Officer, Lieutenant and Captain bars will be positioned vertically. NCOs will wear their rank device in metal on ultramarine blue material.

6.1.12.3.2. Cadet Rank Insignia. Cadet officers will wear embroidered rank insignia on ultramarine blue material on the front of the fleece as noted above. Cadet officer insignia is centered horizontally with the long points on the cadet field grade insignia positioned vertically, and each subsequent circle of cadet company grade insignia added horizontally. Cadet NCOs and Airmen will wear their rank device in metal on ultramarine blue material; cadet airmen basic wear no device.

6.1.12.3.3. The black fleece will be zipped no lower than the top of the nametape. The collar will be folded over and resting on the shoulder, chest, and back when the zipper is not completely zipped. The bottom length of the black fleece will match as closely as possible to the bottom length of the Corporate Field Uniform shirt. It will be worn with the sleeves down, not pushed or rolled up, and will remain in neat and serviceable condition at all times.

6.2. Headgear

6.2.1. Men's Service Cap (Wheel Cap). Will only be worn with the service dress and service uniforms by officers, NCOs and cadet officers. Cadet NCOs and Airmen are not authorized to wear the service cap (see exception under [Honor Guard](#)). Female officers and NCOs and Cadet officers are authorized to wear the men's service cap. For placement of appropriate clouds, darts and cap insignia, see [Figure A5-8](#).

6.2.1.1. The visor-type service cap is banded with dark blue 1 ¼-inch braid and has a front black chinstrap. An optional version has a braid of an open mesh construction and an optional black leather back strap. The cap sits squarely on the head with no hair protruding in front of the cap. Officers and NCOs wear the [CAP service cap insignia](#) and with the appropriate [clouds and darts \(based on rank\)](#) centered on the front of the cap. Cadet officers wear the [cadet service cap insignia](#); no clouds and darts are authorized for cadets.

6.2.2. Women's Service Cap (Bucket Cap). Will only be worn with the service dress and service uniforms by female officers, NCOs and cadets officers; cadet NCOs and Airmen are not authorized to wear the service cap (see exception under [Honor Guard](#)). Female officers, NCOs and Cadet officers are authorized to wear the men's service cap. For placement of appropriate clouds, darts and cap insignia, see [Figure A5-9](#).

6.2.2.1. Rounded design, sides form a front brim, with a solid blue hat cover. The cap sits squarely on the head. Clear plastic rain scarf or white net wind scarf is optional. Scarf will have a helmet-

type designed to cover headgear and tie under chin. Officers and NCOs wear the [CAP service cap insignia](#) and with the appropriate [clouds and darts \(based on rank\)](#) centered on the front of the cap. Cadet officers wear the [cadet service cap insignia](#); no clouds and darts are authorized for cadets.

6.2.3. Service Cap Rank Indicators and Insignia.

6.2.3.1. General Officer Service Cap. The visor will have three clouds and darts on each side.

6.2.3.2. Field Grade Officer Service Cap (colonels, lieutenant colonels and majors). The visor will have two clouds and darts on each side.

6.2.3.3. Company Grade Officers (Captains, Lieutenants, and Flight Officers), NCOs and Cadet Officer Service Cap. The visor will be plain black (women's service cap visor will be blue).

6.2.4. Flight Cap. Will only be worn with the USAF-style service dress and service uniforms, and USAF-style flight duty uniforms. All shades and material are authorized with service dress, service, and flight duty uniforms. Cap will not be tucked under epaulets. Women are authorized to wear the men's flight cap.

6.2.4.1. (Male and Female). The flight cap will be worn slightly to the wearer's right with vertical creases of the cap in line with the center of the forehead and in a straight line with the nose. The cap extends approximately one inch from the eyebrows in the front and the opening of cap is to the rear. If not worn, tuck under the belt on wearer's left side, between the first and second belt loops (cap will not fold over belt or be visible below service coat).

6.2.4.1.1. Cap Device ([Male](#) and [Female](#)).

6.2.4.1.1.1. Officers and NCOs wear the flight cap insignia on the front left flap of the flight cap, centered halfway from between the top and bottom of the flap, and 1 ½ inches from the front of the cap.

6.2.4.1.1.2. Cadet officers wear regular or miniature metal rank insignia on the front left flap of the flight cap, centered halfway from between the top and bottom of the flap, and 1 ½ inches back from the front of the cap.

6.2.4.1.1.3. Cadet NCOs and Airmen wear the metal, Cadet Airman flight cap insignia on the front left flap of the flight cap, centered halfway from between the top and bottom of the flap, and 1 ½ inches back from the front of the cap.

6.2.4.1.2. General Officer Flight Cap. The flight cap will be blue with a solid silver braid along the overlapping edge of the flight cap.

6.2.4.1.3. Field Grade Officers, Company Grade Officers, and Flight Officers Flight Cap. The flight cap will be blue with a silver and blue braid along the overlapping edge of the flight cap.

6.2.4.1.4. NCO and Cadet Flight Cap. The flight cap will be plain blue.

6.2.5. Beret. Navy blue. May be worn by National Blue Beret graduates or by other members when specifically authorized by wing or region supplement or additional NHQ directive. May only be worn with the BDU or Blue Field Uniform. Position headband straight across the forehead, one inch above the eyebrows. Drape the top over the right ear and the stiffener. Adjust ribbon for comfort, tie in a knot, and tuck inside or cut-off. Appropriate flight cap device will be worn unless worn due to Blue Beret attendance, in which case the member will wear the Blue Beret, beret device.

6.2.6. Blue Winter Cap. Cap will only be worn with a full-length outer garment, while wearing the formal dress, mess dress, semi-formal, service dress or service uniforms. (Figure 6.12)

6.2.6.1. Not worn with lightweight blue jacket, pullover sweater or blue cardigan sweater.

6.2.6.2. The blue winter cap will be commercial design with ear and neck flaps, ribbon tie or strap with a covered metal snap fastener. The blue winter cap will be wool and polyester serge mouton and have a snap fastener cover.

6.2.6.3 Rank insignia will not be worn on the winter cap.

Figure 6.12 Blue Winter Cap



6.2.7. Black Watch Cap. (Figure 6.13)

6.2.7.1. Cap will fit snugly over top of head (tight fit). Adjust cap so it may fit squarely on head. Fold edge of cap all the way around, adjust crease so that the folded edge is no more than 3 inches wide. The back of the cap should run across the nape of the neck and the front should rest within ½ inch of the eyebrows. The watch cap should reflect a diagonal line across the ears moving downwards, from front to back. No bunching and no sagging.

6.2.7.2. It will be commercially designed, plain, solid black knit or fleece/micro fiber material.

6.2.7.3. Rank insignia is not worn on the black watch cap.

Figure 6.13 Black Watch Cap



6.2.8. BDU Cap. Will only be worn with the Battle Dress Uniform. For placement of appropriate insignia, see [Figure A5-10](#).

6.2.8.1. The BDU cap will be composed of a cloth woodland camouflage print either in a “patrol style” or in a baseball cap style where the back half of the baseball style cap may be plastic mesh.

The BDU cap will rest squarely on the head with the bottom of the cap parallel with the ground. The brim of the cap will face forward. Cap may not be pushed, rolled, folded or tucked in (e.g. ranger fold).

6.2.8.2. Officers will center rank on the front of the cap. Officers and cadet officers will wear embroidered rank insignia on ultramarine material. The General Officer rank will be positioned horizontally with a point of each star pointing upward. General Officers will wear 1-inch stars. General Officers unable to wear 1-inch stars will wear $\frac{3}{4}$ -inch stars. The Colonel rank insignia is worn with the eagle's beak pointed towards the wearer's right shoulder (indicates the eagle is facing forward) and will be centered horizontally. The stem of the Major and Lieutenant Colonel rank will point toward ground. The long end of the Flight Officer, Lieutenant and Captain bars will be positioned vertically. Cadet officer insignia is centered horizontally with the long points on the cadet field grade insignia positioned vertically, and each subsequent circle of cadet company grade insignia added horizontally.

6.2.8.3. NCOs and Cadet Airmen will not wear rank insignia on the BDU patrol cap.

6.2.8.4. Chaplains may wear embroidered chaplains insignia on ultramarine material centered $\frac{1}{2}$ inch above visor of the BDU cap.

6.2.9. CAP Baseball Cap. Wing and region commanders may prescribe color, unit designation, and/or emblem to be on the baseball cap. No rank insignia may be worn on this cap, and no emblems (clouds, darts, etc.) may be worn on the cap visor.

6.2.10. Blue Field Cap. May be worn with the Corporate Field Uniform. For placement of appropriate insignia, [Figure A5-10](#).

6.2.10.1. The Blue Field Cap will be composed of a dark blue cloth in a "patrol cap" design. The Blue Field Cap will rest squarely on the head with the bottom of the cap parallel with the ground. The brim of the cap will face forward. Cap may not be pushed, rolled, folded or tucked in (e.g. ranger fold).

6.2.10.2. Officers will center rank on the front of the cap. Officers and cadet officers will wear either embroidered rank insignia on ultramarine blue material or metal, pin on insignia. The General Officer rank will be positioned horizontally with a point of each star pointing upward. General Officers will wear 1-inch stars. General Officers unable to wear 1-inch stars will wear $\frac{3}{4}$ -inch stars. The Colonel rank insignia is worn with the eagle's beak pointed towards the wearer's right shoulder (indicates the eagle is facing forward) and will be centered horizontally. The stem of the Major and Lieutenant Colonel rank will point toward ground. The long end of the Lieutenant, Captain and Flight Officer bars will be positioned vertically. Cadet officer insignia is centered horizontally with the long points on the cadet field grade insignia positioned vertically, and each subsequent circle of cadet company grade insignia added horizontally.

6.2.10.3. NCOs and Cadet Airmen will not wear rank insignia on the BDU patrol cap.

6.2.10.4. Chaplains may wear embroidered on ultramarine blue material or metal insignia centered $\frac{1}{2}$ inch above the visor on the front of the Blue Field Cap.

6.2.11. Blue Boonie Hat. A dark blue boonie hat may be worn with the Corporate Field Uniform when participating in extended outdoor operations and authorized by the commander or activity director. Rank and chaplain insignia will be worn as for the Blue Field Cap.

6.3. Jewelry, Eyewear, Electronic Devices, Bags, Backpacks, Cold Weather and Other Accessories.

6.3.1. USAF-style Uniform Standards

6.3.1.1. Jewelry will be plain and conservative (moderate, being within reasonable limits; not excessive or extreme) as determined by the local commander.

6.3.1.1.1. Earrings. Males may not wear earrings. Females may wear small (not exceeding 6 mm in diameter) spherical, conservative (moderate, being within reasonable limits; not excessive or extreme) round white diamond, gold, white pearl, or silver earrings as a set with any uniform combination. If member has multiple holes, only one set of earrings are authorized to be worn in uniform and will be worn in the lower earlobes. Earrings will match and fit tightly without extending below the earlobe unless the piece extending is the connecting band on clip earrings.

6.3.1.1.2. Bracelets. Ankle bracelets are not authorized. Members may wear one bracelet around their wrist. If worn, the bracelet will be conservative (moderate, being within reasonable limits; not excessive or extreme) (which is defined as plain, not drawing attention or faddish) in design, no wider than ½ inch, gold or silver in color, and will not have any inappropriate pictures or writing. Medical alert/identification bracelets are authorized; however, if worn, they will be conservative (moderate, being within reasonable limits; not excessive or extreme) (which is defined as plain, not drawing inappropriate attention or faddish). Gemstones/tennis bracelets may only be worn with the mess dress uniform. Bracelets espousing support for cause, philosophy, individual or group are not authorized (Exception: Traditional metal POW/MIA/KIA bracelets, which come in colors besides silver, bronze, or gold, remain authorized).

6.3.1.1.3. Watches. Must be conservative and *only* one can be worn around the wrist while in uniform. Conservative examples (*not* all-inclusive) are solid color black, brown, silver or gold. Prohibited examples are diamond covered, neon, bright colors, and bands that exceed 1-inch width.

6.3.1.1.4. Rings. Members may wear a total of no more than three rings; wedding sets count as one ring when worn as a set. Rings will be worn at the base of the finger, and will not be worn on the thumb.

6.3.1.1.5. Necklaces. Will not be visible at any time. If worn, will be concealed under a collar or undershirt.

6.3.1.2. Eyeglasses/Sunglasses/Contact Lenses. Will be worn in the manner for which they are made. Eyeglasses and sunglasses will not be worn around the neck or on top/back of head or exposed hanging on the uniform.

6.3.1.2.1. Eyeglasses and sunglasses may have conservative ornamentation on nonprescription sunglasses or eyeglasses, frames may be black or brown material or gold or silver wire. Brand name glasses may be worn with small logo on frames or lenses. Logo must be same color as frames or lenses. Conservative wrap-around sunglasses may be worn. Conservative, clear, slightly tinted or photosensitive lenses are authorized.

6.3.1.2.2. Faddish styles and mirrored lenses are prohibited. Sunglasses (to include darkened photosensitive lenses) are not authorized in formation. Exception: Sunglasses are not authorized in formation, unless for medical reasons, e.g., PRK/Lasik surgery.

6.3.1.2.3. Contact Lenses. Contact lenses will be natural looking in shape and design. They will be clear in color and not change the color of the member's natural eye color (slight blue tinting for safety purposes is authorized).

6.3.1.3. Handheld Electronic Devices. Handheld electronic devices are small electronic equipment such as cellular phones (personal or official), MP3 or similar players, radio, or hands-free devices (e.g. Bluetooth), but does not include CAP-issued handheld radios. Bluetooth). Handheld electronic devices, if worn on the belt/waistband, or clipped to a purse will be plain black, silver, dark blue, or gray. Handheld electronic devices that are not worn on the belt/waistband/or clipped to a purse can be any color. Holster and other storage devices used to carry handheld electronic devices will be plain black, silver, dark blue, or gray. One handheld electronic device may be attached to a belt/waistband on either side or clipped to a purse.

6.3.1.3.1. Wear/use of an earpiece, any blue tooth technology or headphones, while in uniform, indoors or outdoors, is prohibited, unless specifically authorized for the execution of official duties. Exception: Headphones and earphones (iPod, MP3 type players, etc.) are authorized during air travel. Use of a hands-free device is authorized while in uniform operating a motor vehicle if local policy permits.

6.3.1.3.2. While walking in uniform use of personal electronic media devices, including earpieces, speakerphones or text messaging is limited to emergencies or when official notifications are necessary. Military customs and courtesies take precedence.

6.3.1.4. Attaché Cases/Gym Bags/Back Packs/Handbags/Clutch-style Purses.

6.3.1.4.1. Attaché Cases. Attaché cases will be solid-black in color and carried in the left hand. Small logos are authorized; however, the logo must be the same color.

6.3.1.4.2. Gym Bags. Gym bags will be solid dark-blue or black in color with matching stitching and carried in the left hand. Small logos are authorized.

6.3.1.4.3. Back Packs. Black backpacks may be worn with any uniform combination. Only solid-color black backpacks will be worn with blue uniform combinations. BDU-patterned backpacks, olive drab and Air Force sage green may be worn with the BDU. Small logos are authorized. Members may wear a backpack on the left shoulder or both shoulders (not to interfere with rendering the proper salute). Backpacks will not have ornamentation, a high-gloss, designs, or hanging/dangling objects. Small gold or silver clasp authorized, but chains are not authorized.

6.3.1.4.4. Handbags. Handbags for all uniform combinations will be solid black leather or vinyl without ornamentation, with or without plain fold-over flap, with or without single-placed silver or gold-colored clasp, with black stitching only. Handbags may have up to two adjustable shoulder straps with or without buckles on the straps. Handbags will not exceed 13(W) x 9(H) x 4 ½ in bulk.

6.3.1.4.5. Clutch-Style Purses. Clutch-style purses for all uniform combinations will be plain black smooth or scotch-grain leather, patent leather, high-gloss or manmade material without ornamentation, with black stitching only. Fabric, suede, and patent leather may be carried with the mess dress. Clutch-style purses will be no larger than 6 ½ (H) x 11(W) inches or no smaller than 5(H) x 9(W) inches. Clutch-style purses will have a concealed closure and may have a wrist strap. Exception: Do not use patent leather purse when wearing semi-formal dress.

6.3.1.5. Umbrellas. Umbrellas will be plain, solid colored black and carried in the left hand.

6.3.1.6. Religious Apparel. Members may wear certain visible items of religious apparel while in uniform. Religious apparel is defined as articles of clothing or dress that are part of the doctrine or traditional observance of the religious faith practiced by the member. Hair and grooming practices are not included in the meaning of religious apparel. Jewelry of a religious nature must conform to standards set forth in this regulation for wear of non-religious jewelry. Head coverings must be plain dark blue or black without adornment. In addition, they may be worn underneath military headgear if they do not interfere with the proper fit or appearance of the headgear. For example, Jewish yarmulkes meet this requirement if they do not exceed 6 inches in diameter.

6.3.1.7. Cold Weather Accessories. Cold weather accessories will only be worn when wearing authorized outer garments (Exception: gloves may be worn solely with the service dress uniform and BDUs). With the exception of functional items, cold weather accessories are only worn while outdoors.

6.3.1.7.1. Gloves (black or sage green). Gloves may be worn with all authorized outer garments. They will be all one color, leather, knitted, tricot or suede, or a combination of leather, knitted, tricot, and suede. Black or sage green gloves may be worn with the BDU and FDU and all authorized outer garments to the BDU and FDU. Only black gloves may be worn with the service dress uniform and all approved outer garments worn with the blue service and service dress uniforms.

6.3.1.7.2. Scarf (black). A scarf may be worn with all authorized outer garments except the pullover and cardigan sweaters (when worn solely as an outer garment). The scarf must be tucked in and will only be worn with an outer garment. The scarf will not exceed 10 inches in width and can be knit, all wool or cotton simplex, with or without a napped surface.

6.3.1.7.3. Earmuffs (black). Earmuffs may be worn with all authorized outer garments and may wrap around either the top or rear of the head. Earmuffs may be made of any material and will only be worn with an outer garment

6.3.2. Corporate-style Uniform Standard.

6.3.2.1. Male. Articles such as wallets, pencils, pens, watch chains, fobs, pins, jewelry, handkerchiefs, combs, cigars, cigarettes, pipes, and sunglass cases will not be worn or carried exposed on the uniform. The wear of wristwatches and rings are permitted. The wear of identification bracelets is likewise permitted provided they present a neat and conservative appearance. Ribbons, when worn, will be clean and not frayed. Wear of earrings, ornamentation on eyeglass lenses, or visible ornaments around the neck are prohibited while in uniform. Fingernail length must not interfere with duty performance.

6.3.2.2. Female. One small spherical (ball), conservative, diamond, gold, white pearl, or silver pierced, or clip earring per earlobe may be worn. The earring worn in each earlobe must match. Earring should fit tightly without extending below the earlobe. (EXCEPTION: Connecting band on clip earrings.) Other visible ornaments around the neck or on the head, ornamentation on eyeglass lenses, and ankle bracelets are prohibited. Handbags should be plain, conservative black or navy blue with or without shoulder strap.

6.4. Footwear.

6.4.1. Footwear (Males) – USAF-style. Footwear is required when wearing all uniforms.

6.4.1.1. Socks (black). Socks will be plain without design, clean, and serviceable. Black socks will be worn with low quarters, dress boots and black jungle/combat boots. Plain white socks may be worn under the black socks as long as the white socks are not visible.

6.4.1.2. Low Quarters. Low-quarters are worn with the mess dress, semiformal, service dress and service uniforms (black combat boots and dress boots are also an option with the service dress and service uniform). Shoes will be low quarter, oxford-style, lace-up with a plain rounded toe or a plain rounded-capped toe. Soles will not exceed ½ inch in thickness and the heel will not exceed one inch in height (measured from the inside front of the heel). Shoes will be smooth or scotch-grained leather or manmade material. Shoes will be shined; high gloss or patent finish is optional.

6.4.1.3. Dress Boot. Can be worn with the service dress and service uniforms. If worn, the dress boot sole will be black plain rounded toe or rounded capped toe. A zipper or elastic inserts may be worn; however, if worn they will be without design. The sole will not exceed ½ inch in thickness and heel will not exceed 1-inch in height (measured from the inside front of the heel). High-gloss or patent finish is optional.

6.4.1.4. Boots. Black combat boots will be without design and can be worn with the service dress and service uniforms. They will be highly polished, high gloss or patent leather.

6.4.2. Footwear (Females)-USAF-style. Footwear is required when wearing all uniforms.

6.4.2.1. Hosiery. Hosiery will be worn with the mess dress, semi-formal dress, and service dress uniform (skirt). Hosiery will be plain commercial, sheer, nylon in neutral, dark brown, black or off-black, or dark blue shades that complement the uniform and the member's skin tone. Patterned hosiery is not authorized to be worn with any uniform. Hosiery must be worn with the skirt and are optional with slacks; however, if not wearing hosiery with slacks, plain (not patterned) black socks must be worn.

6.4.2.2. Socks (black). Socks will be plain without design, clean, and serviceable. Black socks will be worn with low quarters, dress boots and black jungle/combat boots. Plain white socks may be worn under the black socks as long as the white socks are not visible.

6.4.2.3. Low Quarters. Low-quarters are worn with the mess dress, semi-formal, service dress and service uniforms (black combat boots and dress boots are also an option with the service dress and service uniform). Shoes will be low quarter, oxford-style, lace-up with a plain rounded toe or a plain rounded-capped toe. Soles will not exceed 1/2 inch in thickness and the heel will not exceed one inch in height (measured from the inside front of the heel). Shoes will be smooth or scotch-grained leather or manmade material. Shoes will be shined; high gloss or patent finish is optional.

6.4.2.4. Dress Boots. Can be worn (optional) with the service dress and services uniforms. Wear boots with skirt or slacks; however, if worn with skirt, remove boots and wear pumps, slip-on shoes, or low quarters while in the work place. Heels will be of a height suitable to the individual but no higher than 2 ½ inches (measured from the inside sole of the boot to the end of the heel lift). The tip of the heel can't be less than ½ inch in diameter or larger than the body of the boot. Faddish styles will not be worn (e.g. extreme toes, pointed or squared, or extreme heel shapes). They will be plain, clean and serviceable, and without ornamentation such as buckles, bows or straps. The material will be smooth, scotch-grained leather or a manmade material. They may be high-gloss or patent finish.

6.4.2.5. Pumps. Will be worn with the mess dress and semi-formal uniforms. Optional with the service dress and service uniforms. Black pumps will be low cut and rounded throat (the top opening) with a raised heel no higher than 2-1/2 inches (measured from the inside sole of the shoe to the end of the heel lift). The tip of the heel cannot be less than ½ inch in diameter or larger than the body of the shoe. Faddish styles will not be worn (e.g. extreme toes, pointed or squared, or extreme heel shapes). They will be plain, clean and serviceable, and without ornamentation such as buckles, bows or straps. The material will be smooth, scotch-grained leather or a manmade material. They may be high-gloss or patent finish.

6.4.2.6. Slip-on Shoes. Can be worn (optional) with the service dress and services uniforms. Commercially designed step-in shoe where the top of the shoe goes over the top of the foot (not mule-types without backs) with rounded toe or plain rounded capped toe. Faddish styles will not be worn (e.g. extreme toes, pointed or squared, or extreme heel shapes). They will be plain, clean and serviceable, and without ornamentation such as buckles, bows or straps. The material will be smooth, scotch-grained leather or a manmade material. They may be high-gloss or patent finish.

6.4.3. Footwear (males/females) Combat boots. Will be worn with the BDU, or the flight duty uniform. Black, with or without safety toe, plain rounded toe or rounded capped toe with or without perforated seam. Zipper or elastic inserts optional, mesh inserts (for “jungle boot” style) are optional; smooth or scotch-grained leather or man-made material, and may have a high gloss or patent finish. The black combat boot can be worn (optional) with the service dress and service uniforms when not wearing a skirt, maternity service dress and/or maternity jumper. Laces will either be tied and tucked in the boot or tied and wrapped around the boot. No bowtie bootlaces will be visible. Any logos will be the same color as the boot.

6.4.4. Footwear (Male) – Corporate Style. Footwear is required when wearing all uniforms.

6.4.4.1. Socks (black). Socks will be plain without design, clean, and serviceable. Black socks will be worn with low quarters, dress boots and black jungle/combat boots. Plain white socks may be worn as long as the white socks are not visible

6.4.4.2. Shoes. Black shoes will be plain of a commercial design and without ornamentation such as buckles or straps.

6.4.4.3. Boots: Plain black commercial design without ornamentation such as buckles or straps; sole will not exceed ½ inch in thickness and shoe heels will not exceed one inch (measured from the inside front of the heel). Highly polished, high gloss, or patent leather.

6.4.5. Footwear (Female) – Corporate Style. Footwear is required when wearing all uniforms.

6.4.5.1. Hosiery. Hosiery will be worn with the corporate service uniform. Hosiery will be plain commercial, sheer, nylon in neutral, dark brown, black or off-black, or dark blue shades that complement the uniform and the member’s skin tone. Patterned hosiery is not authorized to be worn with any uniform. Hosiery must be worn with the skirt and are optional with slacks.

6.4.5.2. Socks (black). Socks will be plain without design, clean, and serviceable. Black socks will be worn with low quarters, dress boots and black jungle/combat boots. Plain white socks may be worn under the black socks as long as the white socks are not visible.

6.4.5.3. Loafers. Black, slip on shoe without laces with a plain upper and a low, wide heel. Sole will not exceed ½ inch in thickness and the heel will not exceed one inch in height (measured from the inside front of the heel), may have low wedge heel, smooth or scotch grained leather or manmade material, high gloss or patent finish.

6.4.5.4. Pumps. Heels of a height suitable to the individual, but no higher than 2 ½ inches (measured from the inside sole of shoe to the end of heel lift). Shoes with platform soles, extra-thick soles, or heels are not allowed. Plain black, commercial design shoes without ornamentation such as buckles, bows, straps are authorized. Material may be smooth, scotch-grained leather or manmade, patent or high gloss finish. Black satin shoes optional for Corporate-style Semi-Formal Uniform.

6.4.5.5. Dress Boots. Plain black, commercial design without ornamentation such as buckles, bows or straps; heels of a height suitable to the individual but no higher than 2 ½ inches (measured from inside sole of the boot to end of heel lift). Wear of boots with skirt or slacks authorized however, if worn with skirt, boots must be removed and pumps or oxfords must be worn while in workplace. Highly polished, high gloss or patent leather is allowed.

6.4.5.6. Slip-on Shoes. Commercially designed step-in shoe where the top of the shoe goes over the top of the foot (not mule-types without backs) with rounded toe or plain rounded capped toe. Faddish styles will not be worn (e.g. extreme toes, pointed or squared, or extreme heel shapes). They will be plain, clean and serviceable, and without ornamentation such as buckles, bows or straps. The material will be smooth, scotch-grained leather or a manmade material. They may be high-gloss or patent finish.

6.4.6. Undergarments (Mandatory).

6.4.6.1. USAF-style.

6.4.6.1.1. Mess Dress, Semi-Formal Dress, Service Dress and Service Uniforms.

6.4.6.1.1.1. Males. Appropriate undergarments are required to be worn with all uniform combinations. Wear undershirt and underpants with all uniforms. Wear only the white V-neck style undershirt when wearing opened collar service uniforms; t-shirt may not be visible. Members may wear the white V-neck, athletic or crew-neck style undershirt when wearing closed collar formal dress, mess dress, semi-formal dress, service dress and service uniforms. Undershirt will be tucked into trousers. Undershirts will not have pockets.

6.4.6.1.1.2. Females. Appropriate undergarments are required to be worn with all uniform combinations. Wear bra and underpants with all uniforms. Wear only the white V-neck style undershirt when wearing opened collar service uniforms; t-shirt may not be visible. Females may wear the white V-neck, athletic or crew-neck style undershirt when wearing closed collar formal dress, mess dress, semi-formal dress, service dress and service uniforms. Undershirt will be tucked into slacks or skirt. Undershirts will not have pockets.

6.4.6.1.2. BDU and FDU Uniforms. Appropriate undergarments

6.4.6.1.2.1. T-shirt (Black). The black crew neck t-shirt without pockets is worn with the BDU, FDU, CFDU and Corporate Field Uniform. Wing commanders may prescribe unit designation, and cloth or silkscreen emblem, to be worn on left side of chest not to exceed 5 inches in diameter. Logos will not be visible. T-shirt will be tucked into trousers.

6.4.6.2. Corporate Style. Reference the specific uniform paragraph and standard.

CHAPTER 7 – NOT USED

PAGE INTENTIONALLY LEFT BLANK

CHAPTER 8 – FLIGHT DUTY UNIFORMS

8.1. USAF-style and Corporate-style Flight Duty Uniform (FDU) Guidance

8.1.1. Authorized FDU.

8.1.1.1. The USAF-style FDU and Corporate FDU (CFDU) are authorized functional clothing for wear by individuals who perform aviation particular duties. Flight duty includes preparation, preflight, in-flight, post-flight, and other flight related duties associated with aircraft operations. The FDU and CFDU are authorized for wear by personnel who have or previously had a CAP aeronautical rating as defined by [CAPR 35-6, Aeronautical Ratings, Emergency Services Patch and Badges, and Ground Team Badges](#), and/or have a current aircrew mission qualification (mission pilot, transport pilot, observer, scanner, aerial photographer, etc.). Personnel who do not have a current aircrew mission qualification or a current or prior aeronautical rating may be authorized wear of the FDU and CFDU on days when actual flying is planned or anticipated. Wing commanders will determine when FDU and CFDU wear is appropriate.

8.1.2. Restrictions.

8.1.2.1. The FDU and CFDU may be worn for short convenience stops and when eating at restaurants where people wear comparable civilian attire. Do not wear the FDU or CFDU to eat in restaurants where most diners wear business attire or at establishments that operate primarily to serve alcohol.

8.1.2.2. Morale Patches. Not authorized. Morale patches include, but are not limited to aircraft, specialty, competition or recognition patches

8.1.2.3. The FDU and CFDU will have sleeves rolled down to the wrist when performing aircrew duties in-flight. Sleeves may be rolled under if not performing in-flight duties; if rolled under the sleeve will not end above the natural bend of the wrist when the wearer's arms are hanging naturally at their side.

8.1.2.4. Zippers. The centerline zipper of the FDU and CFDU will be closed to no lower than even with the middle of the nametag. All other zippers will be completely closed. Exception: The flight cap may be stored in either lower leg pocket of the FDU without that pocket being fully zipped. A small portion of the cap may be exposed while in the pocket. However, when the cap is removed, the pocket must be fully zipped.

8.1.2.5. Pen and Pencil Pocket. The pen and pencil pocket cover located on the left sleeve may be removed.

8.2. USAF-style FDU (FDU) (Figure 8.1)

8.2.1. This USAF-style uniform may be worn by active members.

8.2.2. FDU. The FDU is olive drab (OD) green in color and constructed of Nomex. The desert FDU is not authorized for wear. The FDU will only be worn with the accoutrements and outer garments outlined in this chapter.

Figure 8.1 USAF-style Flight Duty Uniform

8.2.3. Rank Insignia.

8.2.3.1. Rank Insignia (General Officers). General Officer (GO) stars on the FDU and green flight jacket will be centered on the shoulder halfway between the neck and shoulder seam and attached with clear or OD thread. Generals wear regular size plastic encased 1-inch stars displayed point-to-center on flight duty uniforms; $\frac{3}{4}$ -inch stars may be used if there is insufficient room for the 1-inch stars.

8.2.3.2. Rank Insignia (Officers). Wear regular size plastic encased rank insignia centered on top of each shoulder with bottom edge of insignia placed $\frac{1}{2}$ inch from shoulder seam and attached with clear plastic or OD thread.

8.2.3.3. Rank Insignia (NCOs and Cadets). No other rank insignia or cutouts are authorized

8.2.4. Accoutrements.

8.2.4.1. Nametags. Black leather nametags for FDU will be 2x4 inches in size and worn over the left breast pocket. Nametag will include name (first and last), rank (all cadets will use "Cadet") and letters "CAP", and may include up to two badges. Badges authorized include one CAP aeronautical rating, CAP occupational badges, a description of a mission qualification ("Mission Scanner") and military aviation or occupational badge when earned through qualification, awarded by competent authority for service performed in any branch of the armed forces of the United States or its allies, AND authorized for wear on the USAF uniform by AFI 36-2903. All badges will be embossed in silver; wings will be to the right or above an occupational badge, CAP wings above military wings. Current group and unit commanders authorized to wear the Command Insignia Pin will wear the insignia embossed in silver on the right side (wearer's right side) of the nametag rather than wearing an occupational badge. Cloth nametags are not authorized.

8.2.4.2. Right Breast Pocket. The [CAP Command Patch](#) will be worn centered above the right breast pocket directly opposite the nametag. See [Attachment 6-4](#); previous designs are no longer authorized.

8.2.4.3. Optional Below Right Breast Patch. The embroidered [Emergency Services Patch](#) may be worn below and centered on the right breast pocket.

8.2.4.4. Left Sleeve. A cloth American flag emblem with gold border, 2" x 3 ½", on left shoulder, ½ inch below the shoulder seam.

8.2.4.5. Right Sleeve. An authorized patch contained as outlined in [Attachment 4](#) may be worn, except organizational patches for groups, squadrons or flights are not approved for wear.

8.2.4.6. Attaching Accoutrements

8.2.4.6.1. Officer Rank Insignia. Officer rank insignia will be sewn directly to the FDU using clear plastic or OD thread.

8.2.4.6.2. Nametag. FDU nametag will be attached using velcro fastener (i.e. Velcro). A 2 x 4 inch piece of OD green loop tape will be sewn to the FDU using OD green thread.

8.2.4.6.3. CAP Command Patch. The CAP Command Patch may be attaching using velcro fastener or sewn directly to the FDU. If velcro is used, a piece of OD green loop tape cut to the shape of the CAP Command Patch will be sewn to the FDU using OD green thread. If the CAP Command Patch is sewn directly to the FDU, use thread that matches the Patch and remove hook tape from back of Patch.

8.2.4.6.4. Emergency Services Patch. The ES Patch may be attaching using velcro fastener or sewn directly to the FDU. If velcro is used, a piece of OD green loop tape cut to the shape of the Emergency Services Patch will be sewn to the FDU using OD green thread. If the Emergency Services Patch is sewn directly to the FDU, use thread that matches the Patch and remove hook tape from back of Patch.

8.2.4.6.5. Sleeve Patches. Sleeve patches may be attached using velcro fastener or sewn directly to the FDU. If hook a loop is used, a 3 ½ x 3 ½ inch square piece of OD green loop tape will be sewn to each sleeve using OD green thread. Hook tape will be attached to the back of patches and will not be visible beyond the edges of the patch. If patches are sewn directly to the FDU, use thread that matches the patch.

8.2.5. Flight Scarf. (Figure 8.2) A yellow and red CAP command scarf is authorized for wear. When worn, the scarf will be worn around the neck and tucked into the flight suit.

8.2.6. Outergarments. The only authorized outergarment for this uniform is the [green flight jacket](#) (Flyers, Jacket MA-1, CWU-36/P or CWU-45/P). Note: Flight Jackets will not be worn with service uniforms or BDUs.

8.2.6.1. Flight Jacket (Flyers, Jacket MA-1, CWU-36/P & CWU-45/P). (Figure 8.3) The green flight jacket may be worn with the FDU. Flight jackets are required to be zipped at least halfway. ConFigure accoutrements on the flight jacket like the FDU. The CAP Command Patch, US Flag patch, rank (for officers), and nametag are mandatory on the flight jacket

8.2.7. Headgear.

8.2.7.1. Flight Cap. The [flight cap](#) is authorized for wear with the USAF-style FDU.

8.2.7.2. Knit Watch Cap. The [black](#) knit watch cap is authorized for wear by aircrew personnel when subject to prolonged exposure to adverse weather. Color is restricted to solid black. When worn, a jacket must also be worn.

8.2.7.3. Cap. A [CAP baseball cap](#) may be worn.

Figure 8.2 Flight Scarf



Figure 8.3 Green Flight Jacket



8.2.8. Undergarments. Undergarments are mandatory. A black crew neck t-shirt will be worn. Thermal undergarments may be worn when weather conditions warrant, as long as they are not visible below the sleeve or above the t-shirt.

8.2.8.1. Thermal undergarments. Thermal undergarments (i.e., dickies, turtlenecks and mock necks) will be black and are authorized for wear with the FDU as weather conditions warrant.

8.2.9. Socks. White, black, desert tan/sand, or sage green socks are worn with the FDU.

8.2.10. Footwear. [Black combat boots](#) are worn with the FDU.

8.2.11. Gloves. Either OD green flight gloves, or black gloves authorized for wear with service uniforms may be worn.

8.2.12. Cellphone, Pager and Personal Digital Assistant. Reference [paragraph 6.3.1.3](#).

8.3. Corporate Flight Duty Uniform (CFDU)

8.3.1. This Corporate uniform may be worn by active members.

8.3.2. Corporate FDU. Figure 8.4. The CFDU is navy blue in color and of similar design to the USAF-style FDU. The CFDU is constructed of either Nomex or a cotton polyester blend; either is authorized. The CFDU will only be worn with the accoutrements and outer garments outlined in this chapter.

8.3.3. Rank Insignia.

8.3.3.1. Rank Insignia. (General Officers). General Officer (GO) stars on the CFDU and blue flight jacket will be centered on the shoulder halfway between the neck and shoulder seam. Generals wear regular size plastic encased stars or stars embroidered on a dark blue background. Stars will be displayed point-to-center.; $\frac{3}{4}$ -inch stars may be used if there is insufficient room for the 1-inch stars.

8.3.3.2. Rank Insignia (Officers). Wear plastic encased rank or full color rank embroidered on a dark blue background centered on top of each shoulder with bottom edge of insignia placed $\frac{1}{2}$ inch from shoulder seam.

8.3.3.3. Rank Insignia (NCOs and Cadets). No other rank insignia or cutouts are authorized.

Figure 8.4 Corporate-style Flight Duty Uniform



8.3.4. Accoutrements.

8.3.4.1. Nametags. Black leather nametags for FDU will be 2x4 inches in size and worn over the left breast pocket. Nametag will include name (first and last), rank (all cadets will use "Cadet") and letters "CAP", and may include one CAP aeronautical rating and one CAP occupational badge, or description of mission qualification ("Mission Scanner") all embossed in silver; wings will be to the right or above an occupational badge. Current group and unit commanders authorized to wear the Command Insignia Pin may wear the insignia embossed in silver on the right side (wearer's right side) of the

nametag rather than wearing an occupational badge. Military aviation and occupational badges are not authorized for wear on the nametag. Cloth nametags are not authorized.

8.3.4.2. Right Breast Pocket. The [CAP Command Patch](#) will be worn centered above the right breast pocket directly opposite the nametag.

8.3.4.3. Optional Below Right Breast Patch. The embroidered [emergency services patch](#) may be worn below and centered on the right breast pocket.

8.3.4.4. Left Sleeve. A cloth American flag emblem with gold border, 2" x 3 ½", on left shoulder, ½ inch below the shoulder seam.

8.3.4.5. Right Sleeve. An authorized patch as outlined in [Attachment 4](#) may be worn.

8.3.5. Attaching Accoutrements

8.3.5.1. Officer Rank Insignia (Plastic encased or Embroidered on Dark Blue). Plastic encased officer rank insignia will be sewn directly to the CFDU using dark blue or clear plastic thread. If embroidered rank insignia is used, use dark blue thread and fold the edges under to create a rectangle that is 1/8 inch larger than the insignia at its widest and tallest points.

8.3.5.2. Nametag. CFDU nametag will be attached using velcro fastener (i.e. Velcro). A 2 x 4 inch piece of black loop tape will be sewn to the CFDU using black thread.

8.3.5.3. [CAP Command Patch](#). The Command Patch may be attached using velcro fastener or sewn directly to the CFDU. If velcro is used, a piece of black loop tape cut to the shape of the Command Patch will be sewn to the CFDU using black thread. If the Command Patch is sewn directly to the CFDU, use thread that matches the patch and remove hook tape from the back of patch.

8.3.5.4. [Emergency Services Patch](#). The ES Patch may be attached using velcro fastener or sewn directly to the CFDU. If velcro is used, a piece of black loop tape cut to the shape of the emergency services patch will be sewn to the CFDU using black thread. If the emergency services patch is sewn directly to the CFDU, use thread that matches the patch and remove hook tape from the back of patch.

8.3.5.5. Sleeve Patches. Sleeve patches may be attached using velcro fastener or sewn directly to the CFDU. If hook and loop is used, a 3 ½ x 3 ½ inch square piece of black loop tape will be sewn to each sleeve using black thread. Hook tape will be attached to the back of patches and will not be visible beyond the edges of the patch. If patches are sewn directly to the CFDU, use thread that matches the patch.

8.3.6. Flight Scarf. (Figure 8-2) A yellow and red CAP command scarf is authorized for wear. When worn, the scarf will be worn around the neck and tucked into the flight suit.

8.3.7. Outergarments. The [black leather jacket](#), [blue flight jacket](#), [light blue windbreaker](#), [dark blue windbreaker](#), [blue field jacket](#), [black fleece](#), or any appropriate civilian outerwear may be worn with the CFDU.

8.3.8. Headgear. Headgear is not required with the CFDU. The CAP baseball cap may be worn. Wing and region commanders may prescribe color, unit designation, and/or emblem to be on the baseball cap. Appropriate civilian headgear may be worn during inclement weather. The USAF-style flight cap is not authorized for wear with the CFDU.

8.3.9. Thermal undergarments. Thermal undergarments (i.e., dickies, turtlenecks and mock necks) will be black and are authorized for wear with the FDI as weather conditions warrant.

8.3.10. Socks. Socks will be plain black without design. White socks may be worn with boots.

8.3.11. Footwear. Any plain black shoes or boots may be worn. No western style boots are authorized. Ropers and Wellingtons are acceptable. Local commanders may authorize black or other conservative, dark color, insulated boots during winter flight operations. .

8.3.12. Gloves. Any commercially purchased gloves that are conservative in color and design may be worn.

CHAPTER 9 – DISTINCTIVE UNIFORMS, ITEMS AND EQUIPMENT

9.1. CAP Soaring and Ballooning Uniforms. Members participating in CAP soaring operations will wear the uniform prescribed for that activity as published by NHQ/DOV on the NHQ website.

9.2. National Special Activities.

9.2.1. International Air Cadet Exchange. Uniform requirements specific to the International Air Cadet Exchange will be identified and published in advance of the activity by the appropriate program coordinator at NHQ.

9.2.2. National Emergency Services Academy (NESA) Mission Aircrew School (MAS). Attendees at the NESA MAS program may wear the NESA black t-shirt, khaki shorts, and tennis shoes during that activity.

9.2.3. National Blue Beret. Graduates of this program may wear the [blue beret](#) granted in accordance with the activity's procedures with USAF-style BDU uniforms and the CAP Corporate Field Uniform.

9.2.4. Hawk Mountain Ranger Training. Graduates of this program may wear one Ranger tab awarded in accordance with that activity's procedures on the USAF-style BDU and Corporate Field Uniforms in accordance with instructions contained in Chapter 5. Graduates of this program may wear the orange baseball cap in one of two versions with the USAF-style BDU and Corporate Field Uniforms: worn with the squadron number or worn with keystone device with senior member or cadet officer rank insignia. Cloth rank insignia must be worn on the orange baseball cap when wearing the AF-style BDU uniform. Metal or cloth rank insignia may be worn on the orange baseball cap when wearing the CAP distinctive field uniform.

9.2.5. Other national activities that require uniform items to meet special mission requirements that are not otherwise identified in this manual will work through NHQ point of contact for the activity through NHQ/DP to CAP/CC for approval of the request. CAP/CC may choose to involve the NUC in the process as needed.

9.3. Shoulder Cords. The following shoulder cords are only authorized for wear by cadets. Not more than one cord may be worn at one time. Shoulder cords may be worn by cadets at all times in the Service Dress (Class A) or Blue Service (Class B) uniforms, and will be worn aligned along the left shoulder seam. If the garment has an epaulet, the cord will be worn underneath the epaulet. Shoulder cords will not be worn on Working Uniforms (see Table 1-1).

9.3.1. Cadet Advisory Council. Current, primary members of the cadet advisory council at each echelon may wear shoulder cords in the following colors:

9.3.1.1. Gold – primary members of the National Cadet Advisory Council (CAC),

9.3.1.2. Blue – primary members of Region CACs,

9.3.1.3. Red – primary members of Wing CACs, and

9.3.1.4. Kelly Green – primary members of group CACs.

9.3.2. Cadet members of Drill and Color Guard Competition teams, and cadet members acting as a Color Guard, may wear a white shoulder cord.

9.3.3. Cadet graduates of the former National Honor Guard Academy may permanently wear the silver cord authorized in accordance with that activity's procedures.

9.4. Items which May be Authorized by Wing Commander. Wing Commanders may authorize the following items to be worn for specific purposes within their respective wing or within specific units of their wing. Commanders will not use this authority to circumvent National policy. In all cases, these items will have no national significance or recognition as a part of the CAP uniform. They will not be worn at region or national events (cadet exchange, special activities, etc.), unless specifically authorized by the sponsoring region headquarters or NHQ. They may be worn only while performing the duty for which the use of the items was authorized. Wing/region approved items will be worn only within the boundaries of the authorizing commander. Examples of purposes of these items are to identify members of special CAP groups such as drill teams, bands, color guards, encampment cadet staff, and members participating in emergency services' missions.

9.4.1. Shoulder Cords. Will only be worn by cadets on the USAF service uniform (Class A and B). Not more than one shoulder cord will be worn at one time, and it will be worn on the left shoulder. Color to be determined by the wing commander; except wing commanders will ensure that any other cords authorized using colors present in [para 9.3](#) are sufficiently different in construction from those cords sold by Vanguard to avoid any misrepresentation of duty. Shoulder cords may be worn by cadets at all times when in Class A or B uniforms, and will be worn aligned along the left shoulder seam. If the garment has an epaulet, the cord will be worn underneath the epaulet.

9.4.2. Scarves.

9.4.3. White Gloves.

9.4.4. White and black belts.

9.4.5. Helmet liners/Hardhat. Color to be determined by wing commander except that helmet liners authorized for wear by members participating in emergency services missions will be white and will be worn with a decal of the [Emergency Services Patch \(Version 1 or 2\)](#).

9.4.6. Beret. Only [blue berets](#) may be authorized by wing commanders for wear by members within their wings.

9.5. Wear of Items Required for Emergency Services or Safe Operations. Items required to be worn by the various Task Guides as published by NHQ/DO are authorized to be worn with the USAF-style and Corporate-style utility and flight uniforms. These items will generally be colored black, brown, olive drab green, tan, camouflage or other conservative colors unless specifically required to be high visibility, and will be conservative in appearance. Commanders will ensure that these items meet the requirements of the NHQ/DO published task training guide, and are limited for wear to those situations that operational or training activities make them a requirement for successful mission accomplishment. Commanders will use discretion in authorizing wear of these items with dress uniforms. These items include:

9.5.1. Safety Vest. Worn in accordance with instructions found in CAPR 62-1, *CAP Safety Responsibilities and Procedures*.

9.5.2. "Camelbak" or canteen water containers.

9.5.3. Poncho.

9.5.4. Web belts and Load Bearing Equipment.

9.5.5. Backpack.

9.6. Honor Guard Uniform.

9.6.1. Instructions.

9.6.1.1. Wear Instructions. This section prescribes the standardized uniform worn by Civil Air Patrol honor guards. This uniform is approved for wear during honor guard duties and performances only. Only those items described in this chapter may be worn. Items such as blue ascots with BDUs, boots with the service dress uniform, swords, “Smokey Bear” hats, etc., are not permitted. National Cadet Competition drill teams, color guards, or other CAP special teams will not wear this uniform. Since this uniform is a specialized uniform worn in a specific manner, wearing instructions and grooming standards are included in this chapter. Honor guard members may find it beneficial to have two service dress uniforms, one for every day CAP wear and one for honor guard performances, and two pairs of low quarter shoes, one pair with Honor Guard taps and one without.

9.6.1.2. Composition. The honor guard uniform consists of the service dress uniform coat with epaulets and slacks/trousers, male service cap with Cadet Officer cap device, white ascot with Honor Guard patch, metallic silver shoulder cord, white pistol belt, white gloves, and a brown non-operating parade rifle with white leather sling. Helmets or helmet liners will not be used. Either the old or new style of service dress may be worn; however, all members of an honor guard should be in the same style, if possible. This uniform is authorized for year-round wear. The colors element flag bearers will wear white flag slings instead of white pistol belts. The guards will wear pistol belts. See Table 3-1

9.6.1.3. Bayonets, swords, or sabers will not be used under any circumstances.

9.6.1.4. Use of USAF Honor Guard Uniforms or Equipment. The use of USAF Honor Guard uniforms or equipment is prohibited. This includes base honor guards, The USAF Honor Guard (based at Bolling AFB, DC), and USAF Honor Guard uniforms purchased or procured by any means.

9.6.1.5. Colors Elements. Flag bearers wear flag slings instead of the white pistol belts. The flag sling shoulder straps will go under the epaulets. The trousers or slacks of the service dress uniform will not be bloused. Leggings, helmets, helmet liners, or white shoelaces will not be used.

9.6.1.6. Grooming Standards. All grooming standards will be met. Jewelry will not be worn, except small silver ball earrings may be worn by females. Watches will not to be worn while in the Honor Guard Uniform.

9.6.2. Service Dress Honor Guard Uniform. This uniform is worn as for the Service Dress (Class A) (New Style) or (Old Style) with the additional insignia and wear instructions listed below under Honor Guard distinctives.

9.6.3. Blue Service Honor Guard Uniform. This uniform is as for the Blue Service Uniform (Class B) with the additional insignia and wear instructions listed below under Honor Guard distinctives.

9.6.4. Honor Guard Distinctives. These items compose the unique components and wear instructions of the Honor Guard Uniform.

9.6.4.1. Service Dress Coat. Standard blue service uniform coat with or without epaulets will be worn with the Service Dress Honor Guard Uniform.

9.6.4.1.1. Either style may be worn; however, all members of the team should be the same, if possible. Coat and slacks/trousers will match in shade and material. All appropriate insignia will be worn.

9.6.4.1.2. Iron the lapels of the coat down to ensure all buttons of the coat are displayed. When blousing (tucking) a service dress uniform coat, a minimum of two people should be used; the person being bloused (tucked) is the "blousee," and the person blousing the member is the "blouser". Adjust the web belt to fit very tightly around the waist. The web belt will rest between the second and third button of your uniform (new uniform) or third and fourth button (old uniform) parallel to the ground all around. The belt will initially feel tight but the discomfort will diminish over time. The "blousee" should hold the belt in the approximate position where the belt will be fastened with some slack being provided for the "blouser's" hands. The "blousee" positions his/her hands along two side seams on the back of the coat. The "blouser" will pull the excess material from the front of the uniform and fold it underneath the two side seams with the edge of the fold toward the arms. When bloused, the entire uniform will appear neat, wrinkle-free, and without bunches. The "blousee" then fastens the belt in front and checks for comfort and appearance. The "blousee" re-checks the belt and places the two keepers two finger widths from the nickel belt buckle on both sides of the buckle.

9.6.4.2. Shirt/Blouse. When worn as the Blue Service Honor Guard uniform (without the service coat), shirt is worn with all appropriate insignia. The pistol belt and shoulder cord is worn as with Service Dress coat. Shirt/blouse will be well-ironed using sizing with sharp creases in both sleeves. Creases must be centered on the epaulet of the shirt/blouse. No other creases are authorized.

9.6.4.3. Slacks/Trousers. Female team members will only wear slacks with the Honor Guard uniform. When sitting down in service dress slacks/trousers, be sure to roll the excess material located under the knees into a neat fold to prevent wrinkling. The trousers or slacks of the service dress uniform will not be bloused nor will leggings be worn.

9.6.4.4. Footwear. Low quarter (double or triple-soled authorized); high gloss or poromeric with metal horseshoe taps on heels only. The shoes will be clean and well shined. Use edge dressing on the soles and heels of the shoes. Tuck the bows on the shoestrings into the shoe. Horseshoe taps will be worn on the heel of the shoe. Small (approximately 2" x 1") rectangular metal plates (cheaters) will be worn centered on the inside heel edge. Rubber washers may be placed between the tap and the heel so that the tap protrudes about ½ inch as needed. Make sure the "cheaters" are rounded on all four sides so not to destroy the trousers. All members will wear black socks. White shoelaces will not be used.

9.6.4.5. Shoulder Cord. Silver, Army-style, worn on left shoulder next to the shoulder seam. Metallic silver shoulder cord with solid cord across the top and pinned underneath will be worn on top of the epaulet, if present, at the shoulder seam. Shoulder cord should be pinned at the top, front and back to keep cord in place during performances.

9.6.4.6. Pistol Belt. White, 2 1/16-inch wide, with nickel-plated buckles and keepers. All members except flag bearers will wear the belt. The pistol belt should be worn during the performance only. It is to be worn very tight (should be able to put only one finger between the belt and uniform) with the nickel keepers two fingers widths from the buckle on each side.

9.6.4.7. Gloves. White parade gloves. Non-slip palm is recommended. Worn with the top of the glove just above the wrist providing a neat appearance. It may become necessary to tape the gloves. If this becomes necessary, use only white first aid tape. Do not add resin or any other substance to the glove, as this becomes a safety hazard by making the rifle very slippery. When not worn, fold with palm out, place under web belt so that the tops of gloves fold over the top of the belt. Gloves are to be removed from the hands after performance and placed under the belt.

9.6.4.8. Ascot. White with Honor Guard patch centered 3 ½ inches below neckband. A white ascot with a center crease. The Honor Guard patch (creased) will be centered ½ inch from the bottom of the fold after folding the neckband over twice. The ascot will be pulled and pinned at the bottom through the center crease to the T-shirt with a safety pin. Also, pin the ascot on each side with additional safety pins. Secure the ascot behind the neck so you cannot place the little finger between the material and the back of the neck. Pin or tape with white tape, if necessary, to prevent the ends showing outside of the uniform coat. The use of shirt garters (attached to the ascot and the trousers/slacks) is permitted as long as they do not show or will not come undone during the performance.

9.6.4.9. Headgear. Male service cap with Cadet Officer cap device and rear chinstrap will be worn by all Honor Guard members.

9.6.4.9.1. When the cap is not worn, it is to be carried under the left arm with crown (top) toward the arm and the visor to the front. When cap is to be placed on the head, place the thumb on one side of the cap above the visor, two fingers on the top above the insignia, and the remainder of the fingers on the other side above the visor. Do not touch the visor.

9.6.4.9.2. Securing the black leather rear chin strap into the “up” position: (1) Unscrew the two chrome cap buttons holding the front chin strap in position; (2) Place the rear chin strap so that the strap buckle is to the right of center when viewed from the rear; (3) Screw the chrome cap buttons into place ensuring the wings are in the up position. During a performance, the rear chinstrap will be worn down under the chin.

9.6.4.9.3. Whenever the all-weather coat is worn for a ceremony, the blue rain cover must be worn over the service cap. Roll the rain cover underneath the back edges of the service cap to produce a snug fit and neat appearance. Rolling the rain cover should be done anytime you wear the service cap, regardless of performing in a ceremony or not.

9.6.4.10. Parade Rifle. Brown molded polystyrene, non-operating, with white leather sling. BAYONETS WILL NOT BE USED.

9.6.4.11. Outergarment. All-weather coat or topcoat may be worn. The lightweight jacket may be worn to and from performances to prevent the service coat being wrinkled during travel. The coat will be wrinkle free. The belt loops should be removed from the coat for blousing purposes when it is utilized with the white pistol belt.

CHAPTER 10 – BADGES AND SPECIALTY INSIGNIA

10.1. Policy. Only those CAP badges and patches described in this chapter will be worn on the CAP uniform. A quick reference to authorized CAP badges and patches is available at Attachment 4.

10.1.1. Wear will comply with the specific instructions found in the appropriate chapter for the type of uniform being worn. In general, wear of aviation, chaplain, and Command Insignia Pins on the USAF-style uniform is mandatory. Corporate-style uniforms are intended to provide more flexibility in wear, and the number of badges classified as “mandatory” are very limited to minimize required cost and complexity for members.

10.1.2. If at any time more than one badge or device is authorized for wear in the same position on the uniform, the member will select one, to the exclusion of others, for wear in that position.

10.2. Service Badges.

10.2.1. CAP Senior Advisory Group (CSAG) Badge. May be worn permanently by CSAG members.

10.2.2. Command Council Badge. May be worn permanently by Command Council members.

10.2.3. National Executive Committee Badge. May be permanently worn by those who earned this badge prior to 1 Oct 2012.

10.2.4. National Board Badge. May be permanently worn by those who earned this badge prior to 1 Oct 2012.

10.2.5. National Staff Badge. Wear is confined to those members who have been appointed to a National Staff position on a National Headquarters Personnel Action. The badge may be worn temporarily upon appointment. Individuals serving in said positions for at least one year may wear the badge permanently. Award of the National Staff Badge is retroactive to individuals serving on the National Staff on or after 1 January 2014.

10.2.6. Command Insignia Pin. Wear of this badge is mandatory on USAF-style uniforms and optional with all Corporate-style uniforms for all current and graduated commanders in the rank of lieutenant colonel and below. Commanders (current and graduated) may only wear one commander pin, and current commanders wear the pin appropriate to their current assignment. Members are considered “graduated” after one year in office. This badge is not worn by officers who were members of the Command Council, the CAP Senior Advisory Group, the National Board or the National Executive Committee.

10.3. Aviation Badges.

10.3.1. CAP Aviation Badges, including Pilot (including Command and Senior), Observer (including Master and Senior), Glider Pilot, Balloon Pilot, Aircrew and Solo are approved for permanent wear when awarded in accordance with [CAPR 35-6, Aeronautical Ratings, Emergency Services Patch and Badges, And Ground Team Badges](#). The Pre-Solo Badge will be worn in accordance with instructions provided by the NHQ Directorate of Operations.

10.3.2. Military aviation badges (to include USAF air, space and cyberspace badges) may be worn when appropriate orders granted by competent military authority are present in the member’s CAP personnel record.

10.3.3. Cadet Model Rocketry Badge. Authorized to be worn by cadets when awarded by the unit commander in accordance with the requirements of [CAPR 50-20, CAP Model Rocketry Program](#).

10.4. Occupational Badges.

10.4.1. Chaplain Insignia. Worn by CAP Chaplains duly appointed under [CAPR 265-1, The Civil Air Patrol Chaplain Corps](#), who wear the approved USAF chaplain badge, which reflects their religious endorsement as accepted by the Chaplain Corps.

10.4.2. Legal Officer Badge. Worn by CAP legal officers duly appointed under [CAPR 111-1, Qualifications and Duties of Legal Officers](#).

10.4.3. Medical Officer Badge. A health service officer in a physician category appointed as required by [CAPR 160-1, Operation of the CAP Health Service Program](#).

10.4.4. Nurse Officer Badge. A health service officer in a nurse category appointed as required by [CAPR 160-1](#).

10.4.5. Ground Team Badge. Approved for permanent wear when awarded in accordance with [CAPR 35-6, Aeronautical Ratings, Emergency Services Patch and Badges, and Ground Team Badges](#).

10.4.6. Incident Commander Badges. Approved for permanent wear by current or previously approved Incident Commanders for those members qualifying as incident commanders under [CAPR 60-3, CAP Emergency Services Training and Operational Missions](#). The basic badge is worn by members with an IC-3 rating, the senior badge is worn by members earning the IC-2 rating and the master badge by those earning the IC-1 rating.

10.4.7. Emergency Medical Technician Badges. Worn by current or previously certified Emergency Medical Technicians. The basic badge is for EMT-Basic, the badge with the star is for EMT-Intermediate and the badge with the star and the wreath is for EMT-Paramedic.

10.5. Specialty Track Badges. CAP specialty track badges are worn by members qualified under the appropriate Specialty Track [pamphlet](#) requirements. Approval of the specialty track recorded in the member's record is authority for wearing the appropriate badge. Members with qualification in an expired or defunct specialty track may continue to wear these badges if completion of the requirements was met under a previously existing directive.

10.6. NRA Marksmanship Badge. Cadets may wear one marksmanship qualification medal/badge earned by completing the requirements of the NRA Marksmanship Qualification Program. Documentation in the cadet's personnel record which documents program requirement completion in accordance with published NRA guidelines is authority for wear.

10.7. Patches.

10.7.1. American Flag Patch. Full color with gold merrowed edge; 2" x 3 ½" inches in dimension.

10.7.2. Reverse American Flag Patch. Full color, in a reversed direction, with gold merrowed edge; 2 inches by 3 inches in dimension. (Note this item is no longer required for wear on the BDU and Corporate-style Field Uniform and will not be permitted for wear after 1 Jan 2017).

10.7.3. CAP Command Patch. Full color representation of the CAP Command Emblem ([CAPR 900-2, Civil Air Patrol Name, Seal, Logo, Command Emblem and Flag Etiquette](#), para 2, d).

10.7.4. National/National Staff/Region Shoulder Rockers. Gray patch in a “rocker” shape worn by members assigned to these headquarters units. The “National” shoulder rocker is worn by members of the National Staff. Region rockers are worn by individuals assigned to the various region headquarters units.

10.7.5. Region Shield Patches. An NUC-approved, full color, emblem for each region.

10.7.6. Wing Patch. The approved, full color, emblem for each Wing.

10.7.7. Overseas Unit Shoulder Patch. Full color representation of the prior CAP Corporate Emblem authorized to be worn by members assigned to overseas cadet units.

10.7.8. Organizational Patch. Emblem approved by the wing commander for wear by subordinate unit (group, squadron, flight) personnel. Patches designed after the date of this manual will meet the intent of the USAF heraldic guidelines published by the Air Force Historical Research Agency.

10.7.9. Civil Air Patrol Tape. Ultramarine with lettering in white cotton thread.

10.7.10. Cloth Name Tape. Ultramarine with lettering in white cotton thread. Only the last name will be used.

10.7.11. National Check Pilot Patch. May be worn by members who are current CAP check pilots.

10.7.12. Pilot Proficiency Patch. May be worn by members who participate in the FAA Wings program in accordance with [CAPR 62-1, CAP Safety Responsibilities and Procedures](#).

10.7.13. AFRCC Basic Inland Search and Rescue Course (BISC) Patch. May be worn by graduates of the AFRCC SAR Management Course.

10.7.14. Inland SAR Planning Course Patch. May be worn by graduates of this program sponsored by the National Search and Rescue School (USAF and USCG).

10.7.15. National Cadet Special Activities (NCSA) Patch. Members who have successfully completed an NHQ-endorsed NCSA may wear the associated patch as reflected on the NHQ-website. Patches earned for prior NCSAs which are no longer current or in this list may continue to be worn. Patches approved at the time this manual was published include:

AF Space Command Familiarization Course Patch

AF Civil Engineering Academy Patch

Cadet Officer School Patch

Engineering Academy Patch

Hawk Mountain Patch (including Ranger Qualification Tabs)

Honor Guard Academy Patch

National Blue Beret Patch

National Emergency Services Academy Patch

National Flight Academy Patch

Pararescue Orientation Course Patch

Specialized Undergraduate Pilot Familiarization Course Patch

10.7.16. Cadet Pilot Orientation Patch. May be worn by members who are current qualified CAP Cadet Orientation Flight pilots.

10.7.17. AFJROTC/CAP Patch. Dual enrolled CAP and AFJROTC cadets may wear authorized AFJROTC patches on the various combinations of the USAF-style Service Uniforms to allow them to wear their AFJROTC service uniform as a CAP cadet.

10.7.18. Venture/Aviation Explorer Patch. May be worn in place of an organizational patch (see paragraph 10.7.8) for dual charter members as authorized by [CAPR 52-16, *Cadet Program Management*](#).

10.7.19. Communications Patch. May be worn by members who have received the “Technician” level specialty track rating for the Communications specialty track. Cadets may wear this award in accordance with instruction found in [CAPP 214, *Specialty Track Study Guide-Communications Officer*](#).

10.7.20. Safety Patch. May be worn by members who have received the “Technician” level specialty track rating for the Safety specialty track under instructions found in [CAPP 217, *Specialty Track Study Guide – Safety Officer*](#).

10.7.21. Model Rocketry Patch. May be worn by cadets who are authorized to wear the model rocketry badge under [CAPR 50-20, *CAP Model Rocketry Program*](#).

10.7.22. Emergency Services Patch (style 1 & 2). May be worn by members who are current and qualified emergency services members in accordance with [CAPR 35-6, *Aeronautical Ratings, Emergency Services Patch and Badges, and Ground Team Badges*](#).

10.7.23. Cardiopulmonary Resuscitation (CPR) Patch. May be worn by individuals who have satisfactorily completed CPR training, as awarded by a CPR-training agency whose training standards meet the US Department of Transportation “National Guidelines for First Aid in Occupational Settings”. Patches will only be worn while the member is current. Patch will be appropriate in size and appearance for the uniform being worn and that authorized by the agency that completed the training.

10.7.24. ARCHER Patch. May be worn by those members with a current ARCHER mission qualification.

10.7.25. Critical Incident Stress Management (CISM) Patch. May be worn by those members with a current CISM qualification who are assigned to a CAP team.

10.8. Additional Badge Information

10.8.1. US Military badges may be worn on USAF-style uniforms in accordance with authorizations and instructions found in AFI 36-2903 when appropriate orders granted by competent military authority are present in the member’s CAP personnel record.

10.8.2. Foreign Badges.

10.8.2.1. Foreign badges (aviation, medical insignia and parachutist badges). Are only worn in the conferring country or while attending official and social functions hosted by the awarding government (reference AFI 36-2903, para 10.5.2). Do not wear foreign aviation badges unless wearing a CAP aviation badge.

10.8.2.2. Military badges (US and foreign) may not be worn on Corporate-style uniforms.

10.8.3. Badges of military societies of the U.S. that honors wars, campaigns or expeditions in which the U.S. was engaged. Authorized for wear only if member is a participant in the awarding society and only while attending functions of the awarding society (reference AFI 36-2903, para 10.5.1).

10.8.4. Cadet First Sergeant Diamond. Cadets in the rank of cadet master sergeant, cadet senior master sergeant or cadet chief master sergeant who are appointed to the position of cadet first sergeant by their unit commander (or encampment commander for cadets filling this role at an encampment) are authorized to wear the appropriate rank insignia with the first sergeant diamond superimposed. This insignia may be worn during the period of appointment, but will be removed following transfer to a different staff position.

10.9. Establishing a new badge. Recommendations and suggestions for the creation of new badges or insignia (aviation, occupational, or specialty track) will be submitted in accordance with the instructions found in [paragraph 13.2](#). Proposers of new badges or insignia are encouraged to interact with the functional expert for that community (aviation=operations, specialty track=professional development, etc.) as well the National History Program staff for guidance.

10.10. Adding or Amending Higher-level Organizational Patches or Emblems. Changes to an organizational emblem for wings, regions, and National units will be submitted in accordance with instructions found in paragraph 13.2. Commanders of units at the National level (NHQ-NHQ-XXX) will process requests directly to NHQ/DP per [paragraph 13.2.2](#).

CHAPTER 11 – AWARDS AND DECORATIONS

11.1. Wear Instructions.

11.1.1. Wear only regular size ribbons and miniature size medals.

11.1.1.1. Ribbons and devices are mandatory with the USAF-style Service Dress (Class A) and USAF-style Semiformal uniforms, and optional with the USAF-style Blue Service Uniform (Class B) and Corporate-style Aviator Shirt Uniforms. When ribbons and devices are worn, all authorized ribbons will be worn on USAF-style uniforms, except:

11.1.1.1.1. Officers and NCOs. On the USAF-style uniforms, all ribbons, badges, and devices worn by adult members must fall below the top notch of the collar on the service coat or the bottom tip of the collar of shirts/blouses when those are worn without a service coat. Individuals may choose which ribbons to eliminate to meet this requirement, but are encouraged to initially remove CAP professional development ribbons to reach the required height. (Note, CAP aviation and chaplain badges remain mandatory for wear on USAF-style uniforms and ribbons may need to be removed to meet this requirement.)

11.1.1.1.2. Cadets. Cadets may choose to reduce the height of their ribbon bar by removing all cadet achievement ribbons but their highest Cadet Program achievement ribbon. All other earned CAP ribbons and devices must still be worn.

11.1.2. Ribbons and medals will not be worn with the Corporate Service Dress Uniform, Battle Dress Uniform, Corporate Field Uniform, Flight Duty Uniforms and Corporate Working Uniform. Do not wear medals and ribbons on outer garments such as the pullover sweater, the cardigan sweater, the lightweight blue jacket, the topcoat or the all-weather coat.

11.1.3. Miniature medals will only be worn on the Mess Dress and Corporate Semiformal uniform. Officers and NCOs may choose to wear some or all of their authorized medals on the Mess Dress uniform, but are encouraged to demonstrate restraint in the total number of medals worn when awards from CAP and the military services are worn together.

11.1.4. Do not wear military ribbons on Corporate-style uniforms.

11.1.5. Wear only authorized awards and devices.

11.1.6. The lapel of the service coat may cover a portion of the ribbons.

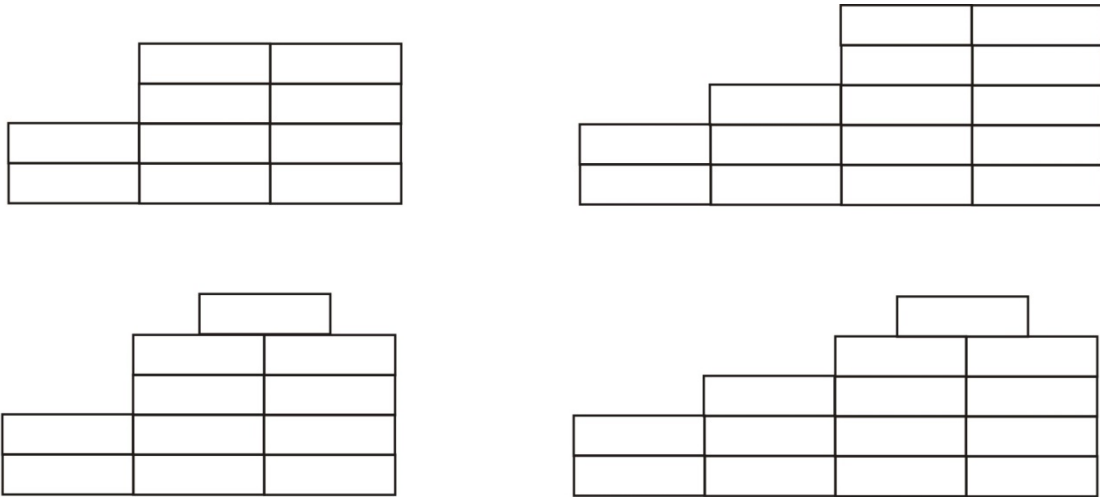
11.1.7. National Guard ribbons and medals are not authorized on USAF-style or Corporate uniforms.

11.2. Wear of Awards.

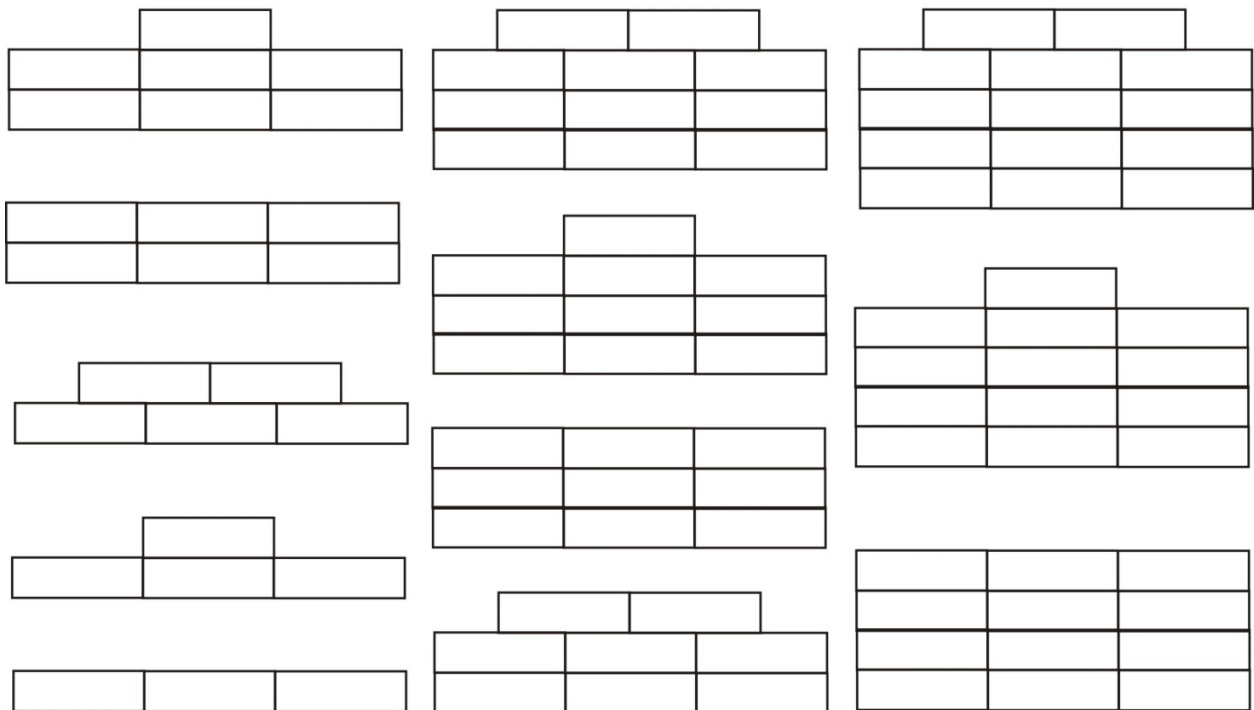
11.2.1. Precedence. The general order of precedence for wear of awards is 1) US Federal Awards, 2) CAP Awards, 3) JROTC/ROTC awards, and 4) Foreign Awards.

11.2.1.1. US Awards. Federal awards awarded by competent authority may be worn on USAF-style uniforms in accordance with instructions contained in AFI 36-2903. National Guard awards will not be worn.

Arrangement of Ribbons Figure 11-1



NOTE: Variations of ribbon placement when lapel of service dress coat covers portions of ribbons.



NOTE: Variations of ribbons when lapel of the service coat does not cover ribbons or when wearing ribbons on other service uniforms.

11.2.1.2. CAP Awards. CAP awards will be worn following US federal awards in accordance with the order of precedence set by [CAPR 39-3, Award of CAP Medals, Ribbons and Certificates](#).

11.2.1.3. JROTC/ROTC Awards. Three JROTC/ROTC ribbons awarded by military departments may be worn following CAP ribbons (except foreign ribbons) while the member concerned

is enrolled in the JROTC/ROTC program. When the member is no longer participating in the JROTC/ROTC program, JROTC/ROTC ribbons will be removed.

11.2.1.4. Foreign Awards. Foreign awards are so many and so varied, the number and combinations that may be worn will not be prescribed; however, good taste and judgment should prevail. Only those decorations that have been duly approved by Congress for acceptance and wear by the individual may be worn. NHQ/DP should be contacted for direction in advance of wearing foreign awards with CAP uniforms.

11.2.2. Wear of Ribbons. Ribbons will always be placed on wearer's left with bottom row resting on, but not over, top edge of left welt or pocket. [Figure 11-1](#) provides direction on how to lay out ribbons bars. When worn in rows of three, ribbons will be centered above the pocket between the left and right pocket edges. Only to prevent the service coat lapel from covering the ribbons, additional rows of ribbons containing less than three may be aligned with the left ribbon edge. The top row of ribbons will be centered over the row immediately below. Only rows of three are authorized for the USAF-style Blue Service Uniform (Class B) and the Aviator Shirt Uniform. When worn in rows of four, which is only authorized on the USAF-style Service Dress (Class A), the left edge of the ribbons may be aligned with the left edge of the welt or pocket or centered above the left welt or pocket. Only to prevent the service coat lapel from covering the ribbons, additional row of ribbons containing less than four may be aligned with the left welt or pocket edge with the top row of ribbons centered over the row immediately below. There will be no space between the rows of ribbons

11.2.3. Wear of Miniature Medals on the Mess Dress Uniform. Miniature medals will be worn as shown in [Table 11-1](#). When fewer than five miniature medals are worn, all will be fully exposed. If more than four are worn on one row, each medal will equally overlap the medal to the left but the overlap will not exceed 50%; the medal nearest the lapel will be fully exposed. Upper rows will be placed to cover approximately 50% of the ribbon portion of the medals in the row below.

11.3. Description of Medals and Ribbons. Miniature medals are approximately $\frac{1}{2}$ the size of regular medals. Note: The Medal of Honor is always regular size. Regular-size ribbons are $1\frac{3}{8} \times \frac{3}{8}$ inches and miniature ribbons are $1\frac{1}{16} \times \frac{3}{8}$ inches.

11.3.1. Affix ribbons to the uniform using a detachable, metal or plastic clip device.

11.3.2. Keep ribbons clean and unfrayed.

11.3.3. Ribbons will not have a visible protective coating.

11.3.4. There is no space between the rows of ribbons.

Arrangement of Miniature Medals by Rows Table 11-1

R U L E	If number of medals worn is	then the number of medals in each row is									
		with holding bar				with mounting bar (optional)					
		Bottom	2 nd	3 rd	4 th	Bottom	2 nd	3 rd	4 th	5 th	6 th
1	1 thru 5					1-4	1				
2	6	6				4	2				
3	7	7				4	3				
4	8	4	4			4	4				
5	9	5	4			4	4	1			
6	10	5	5			4	4	2			
7	11	6	5			4	4	3			
8	12	6	6			4	4	4			
9	13	7	6			4	4	4	1		
10	14	7	7			4	4	4	2		
11	15	5	5	5		4	4	4	3		
12	16	6	5	5		4	4	4	4		
13	17	6	6	5		4	4	4	4	1	
14	18	6	6	6		4	4	4	4	2	
15	19	7	6	6		4	4	4	4	3	
16	20	7	7	6		4	4	4	4	4	
17	21	7	7	7		4	4	4	4	4	1
18	22	6	6	5	5	4	4	4	4	4	2
19	23	6	6	6	5	4	4	4	4	4	3
20	24	6	6	6	6	4	4	4	4	4	4
21	25	7	6	6	6						
22	26	7	7	6	6						
23	27	7	7	7	6						
24	28	7	7	7	7						

11.4. Devices on CAP Medals and Ribbons.

11.4.1. Devices will be worn on CAP ribbons in accordance with instructions found [in CAPR 39-3, Award of CAP Medals, Ribbons and Certificates](#).

11.4.2. Devices will be worn on the ribbon of CAP miniature medals in accordance with instructions found in [CAPR 39-3](#) for ribbons, except the devices will be rotated clockwise to be worn vertically rather than horizontally. Wear only separate devices on medals. Precedence will be to the top of the miniature medal ribbon (rather than to the right), and devices worn centered horizontally will be centered vertically. Wear a maximum of four devices unless wearing more prevents adding a second medal. Place silver clasps, stars, etc. above similar bronze devices.

11.5. Policy for Wear of CAP Decorations on Civilian Attire. Members may not wear CAP awards and decorations on civilian clothing. There are a number of CAP lapel pins available reflecting awards that may be worn on civilian formal wear.

CHAPTER 12 –RETIRED, CADET SPONSOR AND OTHER CAP MEMBERS

12.1. Retired Members. Retired individuals may only wear the Corporate Service Uniform (with the last rank earned as an active member), Corporate Semiformal Uniform, or appropriate civilian attire when invited by the host commander to social functions or unit activities per [CAPR 39-2, Civil Air Patrol Membership](#).

12.2. Cadet Sponsor Members. Cadet Sponsor Members (CSM) may wear either the Aviator Shirt Uniform or the Corporate Working Uniform combination if desired. No other USAF-style or Corporate-style uniforms are authorized for these members (reference [CAPR 39-2](#)).

12.2.1. CSMs will wear the Aviator Shirt Uniform with the NHQ-provided nametag approved for these members. No other rank insignia, ribbons, badges or devices will be worn.

12.2.2. CSMs will wear the Corporate Working Uniform with the NHQ-provided nametag approved for these members over the right breast in approximately the same position it is worn on the Aviator Shirt Uniform. No other rank insignia, ribbons, badges or devices will be worn.

12.3. Volunteer Support of the Air Force (VSAF). Members participating in this program will wear clothing items as instructed by the NHQ office of primary responsibility.

12.4. All other member types. Guidance for uniform wear for other membership categories is found under [CAPR 39-2](#).

CHAPTER 13 – UNIFORM POLICY

13.1. Supplements. Supplements to this manual may be established at the Region or Wing echelons and apply to all individuals aligned under those echelons. Supplements below Wing level are not authorized. Supplements will be coordinated with higher headquarters in accordance with [CAPR 5-4, Publications and Forms Management](#).

13.2. Uniform Change Submission Process.

13.2.1. Step 1 – Submission. Recommendations for changes to the uniform are submitted through the Chain of Command to NHQ/DP. Recommendations should be submitted in memorandum format. Supporting documentation, to include photos of proposed changes, or proposed language, should be included in the memorandum as an attachment.

13.2.2. Step 2 – Review by Chain of Command. Recommendations for change will be routed to the echelon commander of the proposer's unit of assignment. Each commander in the member's chain of command (unit, group, wing, and region as appropriate) must concur for the recommendation to be advanced to the next level with the region-level concurrence sent to NHQ/DP. Commanders of units at the National level (NHQ-NHQ-XXX) will process requests directly to NHQ/DP. Recommendations may be returned with requests for information.

13.2.3. Step 3 – Review by the National Uniform Committee. NHQ/DP will send the request for change, as endorsed by the chain of command to the Chair of the NUC. The Chair will send the change to the committee for review, comment, and a vote on the recommendation (approximately a 30-day timeline). This is the appropriate step to get feedback from CAP-USAF/CC or their designee.

13.2.4. Step 4 – Initial Review by CAP/CC. Following review by the NUC, the Chair forwards the change submission and the NUC's recommendation to CAP/CC.

13.2.5. Step 5 – Membership Feedback. If CAP/CC agrees to consider the requested change, the proposed change may be posted on the NHQ website, in the appropriate e-Service module, to receive feedback from the Command Council for approximately 30 days.

13.2.5.1. If CAP/CC does not agree to consider the requested change, the submitter, and their chain of command will be notified by memo of the decision.

13.2.6. Step 6 – Comment Review. Comments as received are collected and collated by NHQ/DP and the NUC Chair, and a final recommendation made to CAP/CC based on feedback.

13.2.7. Step 7 – Final CAP/CC Review. CAP/CC will either accept the original suggestion, accept an amended suggestion, or deny the request.

13.2.7.1. If the suggestion is denied, the submitter, and their chain of command may be notified by memo of the decision.

13.2.7.2. If the suggestion is accepted by CAP/CC in its original or a modified form and does not require USAF approval, it will be forwarded to NHQ/DP for implementation into this manual and the chain of command will be notified.

13.2.7.3. If the suggestion is accepted by CAP/CC in its original or a modified form and does require USAF approval, the item will be forwarded to CAP-USAF for their review and approval. Upon a reply of determination from CAP-USAF, the procedures in paragraphs 13.2.7.1 (denial) or 13.2.7.2 (acceptance) will be followed.

CHARLES L. CARR, JR.
Major General, CAP
Commander

ATTACHMENT 1 – GLOSSARY OF REFERENCES AND SUPPORTING INFORMATION

Air Force Instruction 36-2914, *Uniform Clothing Items*

Air Force Instruction 36-2903, *Dress and Appearance of Air Force Personnel*

Air Force Manual 36-2203, *Drill and Ceremonies*

CAP Manual 52-4, *National Cadet Competition*

CAP Regulation 39-2, *Civil Air Patrol Membership*

CAP Regulation 147-1, *Army and Air Force Exchange Privileges of CAP Members*

CAP Regulation 174-1, *Fund Raising/Donations*

CAP Pamphlet 3, *Guide to CAP Protocol*

CAP Pamphlet 151, *Respect on Display*

CAP Pamphlet 200, *Specialty Track Study Guide – Personnel*

CAP Pamphlet 204, *Specialty Track Study Guide – Professional Development*

ATTACHMENT 2 – CAP WEIGHT STANDARDS

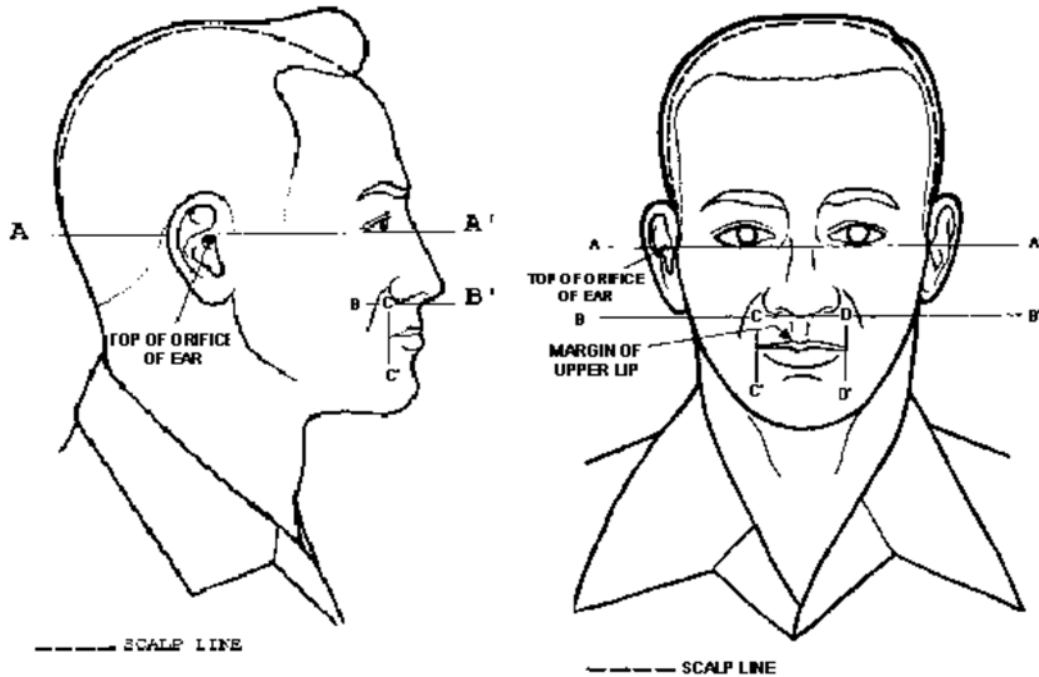
WEIGHT	MEN		WOMEN	
	USAF Standard (Maximum Allowable Weight)	CAP standard (Maximum Allowable Weight)	USAF Standard (Maximum Allowable Weight)	CAP Standard (Maximum allowable Weight)
4'10"	149	164	132	145
4'11"	151	166	134	147
5'	153	168	136	150
5'1"	155	171	138	152
5'2"	158	174	141	155
5'3"	160	176	142	156
5'4"	164	180	146	161
5'5"	169	186	150	165
5'6"	174	191	155	170
5'7"	179	197	159	175
5'8"	184	202	164	180
5'9"	189	208	168	185
5'10"	194	213	173	190
5'11"	199	219	177	195
6'	205	225	182	200
6'1"	211	232	188	207
6'2"	218	240	194	213
6'3"	224	246	199	219
6'4"	230	253	205	226
6'5"	236	260	210	231
6'6"	242	266	215	237
6'7"	248	273	221	243
6'8"	254	279	226	249

NOTES:

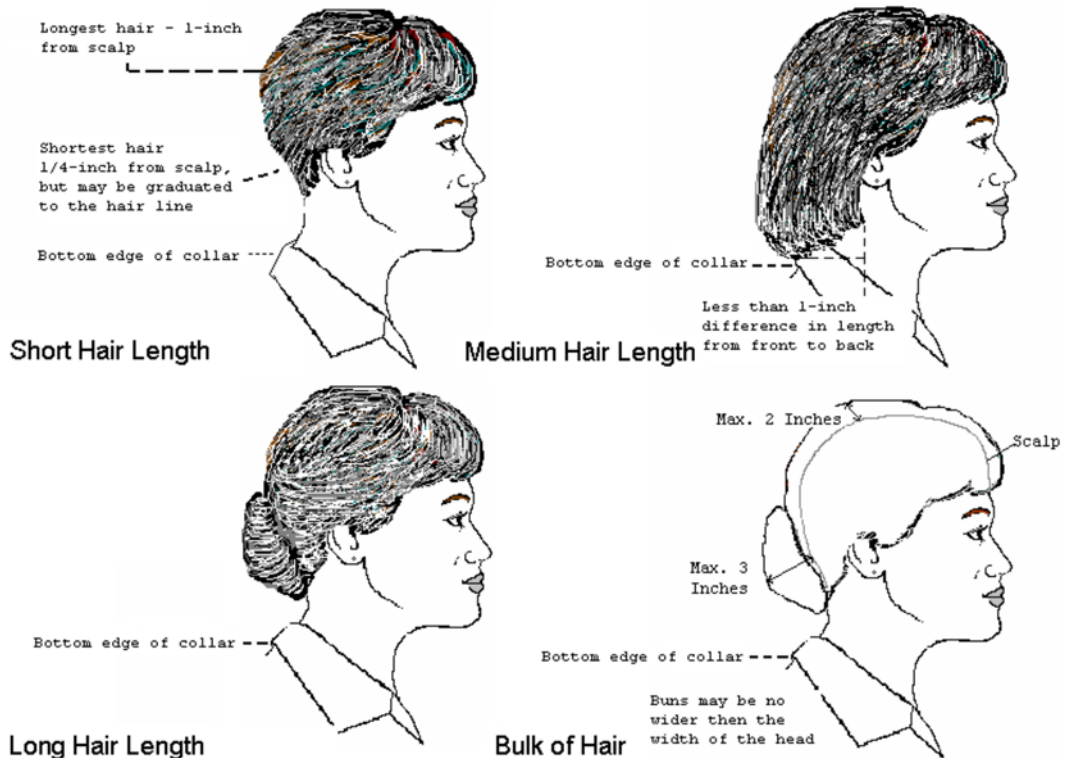
1. Members who are aged 18 and older must meet CAP weight standards in order to wear the USAF-style uniform.
2. A weight allowance of up to 3 pounds for clothing (excluding footwear) is authorized.
3. Height measurements do not include footwear.
4. Round up to the nearest inch.

ATTACHMENT 3 – CAP GROOMING STANDARDS

MALE



FEMALE



Note, the male image above notes the top of the ear orifice. However, the standard is that sideburns may not extend below the bottom of the ear orifice per paragraph 3.2.2.1

ATTACHMENT 4 – TABLE OF BADGES, DEVICES AND PATCHES

This chart provides a comprehensive listing and description of authorized badges and devices, and their various authorized locations on the various uniforms.

This chart will address most, but not every potential wear situation. If questions develop, definitive guidance should be referenced to that uniform’s section in the manual.

RS = Right Sleeve
 LS = Left Sleeve
 LP = Left Pocket
 RP = Right Pocket
 LB = Left Breast
 RB = Right Breast
 N/A = Not Authorized

ORP = Over right pocket
 OLP = Over left pocket
 UN= Under name tag
 ON=Over name tag
 URBP = Under right breast pocket

OLPA = Over Left Pocket,
 Over aviation badges
 OLPU = Over Left Pocket,
 Under Aviation Badges
 L/RP = On Left or Right
 Pocket

	Mess Dress	Service Dress (Class A)	Service Dress (Class B)	BDU	USAF FDU	Corporate Service Uniform	Aviator Shirt	Corporate Field Uniform	Corporate Flight Duty Uniform
Service Badges									
CAP Senior Advisory Group Badge	LP	LP	LP	LP	RS	LP	LP	LP	RS
CAP Command Council	LP	LP	LP	LP	RS	LP	LP	LP	RS
National Executive Committee.	LP	LP	LP	LP	RS	LP	LP	LP	RS
National Board	LP	LP	LP	LP	RS	LP	LP	LP	RS
National Staff	RP	RP	RP	RP	RS	N/A	RP	RP	RS
Command Insignia Pins									
Current Group Commanders	ORP	ON	ON	ON	OLP	N/A	ORP	ORP	LB
Current Squadron Commanders	ORP	ON	ON	ON	OLP	N/A	ORP	ORP	LB
Past Group Commanders	UN	UN	UN	UN	N/A	N/A	UN	UN	N/A
Past Squadron Commanders	UN	UN	UN	UN	N/A	N/A	UN	UN	N/A
Aviation Badges									
Pilot (incl Command and Senior)	OLP	OLP	OLP	OLP	LB	N/A	OLP	OLP	LB
Observer (incl Master and Senior)	OLP	OLP	OLP	OLP	LB	N/A	OLP	OLP	LB
Aircrew	OLP	OLP	OLP	OLP	LB	N/A	OLP	OLP	LB

Glider Pilot	OLP	OLP	OLP	OLP	LB	N/A	OLP	OLP	LB
Balloon Pilot	OLP	OLP	OLP	OLP	LB	N/A	OLP	OLP	LB
Solo and Pre-solo	OLP	OLP	OLP	OLP	LB	N/A	OLP	OLP	LB
Model Rocketry Badge (only for wear by cadets)	N/A	M: LP F: ON	M: LP F: ON	N/A	N/A	N/A	LP	N/A	N/A
Occupational Badges									
Chaplain (All) Always placed above all other devices.	OLPA	OLPA	OLPA	OLPA	OLPA	ON	OLPA	OLPA	OLPA
Medical Officer	OLPU	OLPU	OLPU	OLPU	OLPU	N/A	OLPU	OLPU	OLPU
Nurse Officer	OLPU	OLPU	OLPU	OLPU	OLPU	N/A	OLPU	OLPU	OLPU
EMT/Paramedic (Lvl 1, 2, 3)	OLPU	OLPU	OLPU	OLPU	OLPU	N/A	OLPU	OLPU	OLPU
Legal Officer	OLPU	OLPU	OLPU	OLPU	OLPU	N/A	OLPU	OLPU	OLPU
Ground Team (Master, Senior, Basic)	OLPU	OLPU	OLPU	OLPU	OLPU	N/A	OLPU	OLPU	OLPU
Incident Commander (Lvl 1, 2, 3)	OLPU	OLPU	OLPU	OLPU	OLPU	N/A	OLPU	OLPU	OLPU
Specialty Track Badges									
Administration (M, S, B)	M: LP F: ON	M: LP F: ON	M: LP F: ON	N/A	N/A	N/A	M: LP F: ON or LP	N/A	N/A
Aerospace Education (M, S, B)	M: LP F: ON	M: LP F: ON	M: LP F: ON	N/A	N/A	N/A	M: LP F: ON or LP	N/A	N/A
Finance (M, S, B)	M: LP F: ON	M: LP F: ON	M: LP F: ON	N/A	N/A	N/A	M: LP F: ON or LP	N/A	N/A
Cadet Programs (M, S, B)	M: LP F: ON	M: LP F: ON	M: LP F: ON	N/A	N/A	N/A	M: LP F: ON or LP	N/A	N/A
Inspector General (M, S, B)	M: LP F: ON	M: LP F: ON	M: LP F: ON	N/A	N/A	N/A	M: LP F: ON or LP	N/A	N/A
Communications (M, S, B)	M: LP F: ON	M: LP F: ON	M: LP F: ON	N/A	N/A	N/A	M: LP F: ON or LP	N/A	N/A
Historian (M, S, B)	M: LP F: ON	M: LP F: ON	M: LP F: ON	N/A	N/A	N/A	M: LP F: ON or LP	N/A	N/A
Emergency Services (M, S, B)	M: LP F: ON	M: LP F: ON	M: LP F: ON	N/A	N/A	N/A	M: LP F: ON or LP	N/A	N/A
Logistics (M, S, B)	M: LP F: ON	M: LP F: ON	M: LP F: ON	N/A	N/A	N/A	M: LP F: ON or LP	N/A	N/A
Safety (M, S, B)	M: LP F: ON	M: LP F: ON	M: LP F: ON	N/A	N/A	N/A	M: LP F: ON or LP	N/A	N/A

Cadet Pilot Orientation Patch	N/A	N/A	N/A	L/RP	RS	N/A	N/A	L/RP	RS
AFJROTC/CAP Patch	N/A	AFJROTC directed	AJROTC directed	N/A	N/A	N/A	N/A	N/A	N/A
Communications Patch	N/A	N/A	N/A	L/RP	RS	N/A	N/A	L/RP	RS
Safety Patch	N/A	N/A	N/A	L/RP	RS	N/A	N/A	L/RP	RS
Model Rocketry Patch	N/A	N/A	N/A	L/RP	RS	N/A	N/A	L/RP	RS
Emergency Services Patch (style 1 & 2)	N/A	N/A	N/A	ON	URBP	N/A	N/A	ON	URBP
ARCHER Patch	N/A	N/A	N/A	L/RP	RS	N/A	N/A	L/RP	RS
CISM Patch	N/A	N/A	N/A	L/RP	RS	N/A	N/A	L/RP	RS

ATTACHMENT 5 – RANK INSIGNIA

Figure A5-1 Officer Service Uniform Epaulet Sleeves. Officer epaulet sleeves are available in two sizes: a standard size and a smaller female version. Males will wear the standard size and females may wear either size.




Figure A5-2 Placement of Officer Rank Insignia

EMBROIDERED ON ULTRAMARINE BLUE CLOTH	EMBROIDERED ON NAVY BLUE CLOTH	PLASTIC ENCASED	EMBROIDERED ON ULTRAMARINE BLUE CLOTH	EMBROIDERED ON NAVY BLUE CLOTH	PLASTIC ENCASED	EMBROIDERED ON ULTRAMARINE BLUE CLOTH	EMBROIDERED ON NAVY BLUE CLOTH	PLASTIC ENCASED
 (SHOULDER OF BDU JACKET)	 (SHOULDER OF BBDU JACKET)							
 (COLLAR OF BDU BLOUSE)	 (COLLAR OF BBDU BLOUSE)		BRIGADIER GENERAL			COLONEL		
MAJOR GENERAL								
LIEUTENANT COLONEL			MAJOR			CAPTAIN		
FIRST LIEUTENANT			SECOND LIEUTENANT			SENIOR FLIGHT OFFICER		
SENIOR FLIGHT OFFICER			FLIGHT OFFICER			ADULT MEMBER WITHOUT GRADE PURSUING OFFICER GRADE		




Figure A5-3 Officer Mess Dress shoulder Boards

Male officer's shoulder boards are 5 1/2" long by 2 1/4" wide with an Air Force button at the top. General officer's shoulder boards are covered in silver lace while the shoulder boards of other officers are covered in Air Force blue material. Male general officer boards have a 1/2" wide strip of Air Force blue lace running the length of the boards on each side. Other male officers have a 1/2" strip of Air Force blue lace in the same position. Female shoulder boards are 4 1/2" long by 2" wide and do not have the button. All female officer shoulder boards, regardless of rank, have a 1/4" wide strip of Air Force blue lace running the length of the board on each side. The rank insignia on the shoulder boards are made with metal bullion.



Figure A5-4 NCO Rank Insignia

CAP NCOs wear the appropriate USAF NCO stripes with both the USAF-style and Corporate-style uniforms until the CAP specific stripes, as shown here, are generally available. When wearing the USAF NCO stripes, “CAP” collar insignia must be worn on the USAF-style uniforms.

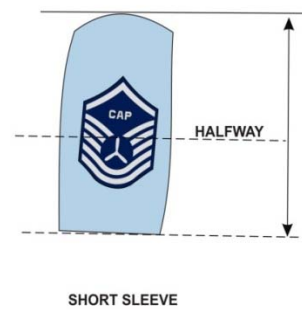
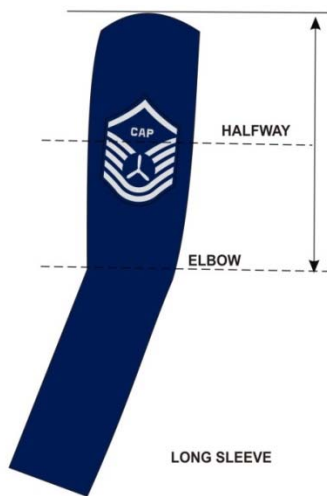











Figure A5-5 Cadet Airman Rank Insignia and Placement

			
CADET AIRMAN	CADET AIRMAN FIRST CLASS	CADET SENIOR AIRMAN	CADET STAFF SERGEANT
			
CADET TECHNICAL SERGEANT	CADET MASTER SERGEANT <i>(with diamond for First Sergeants)</i>	CADET SENIOR MASTER SERGEANT <i>(with diamond for First Sergeants)</i>	CADET CHIEF MASTER SERGEANT <i>(with diamond for First Sergeants)</i>

Note, [para 10.8.3](#) outlines the wear instructions for the cadet first sergeant diamond for Cadet Master, Senior Master and Chief Master Sergeant.

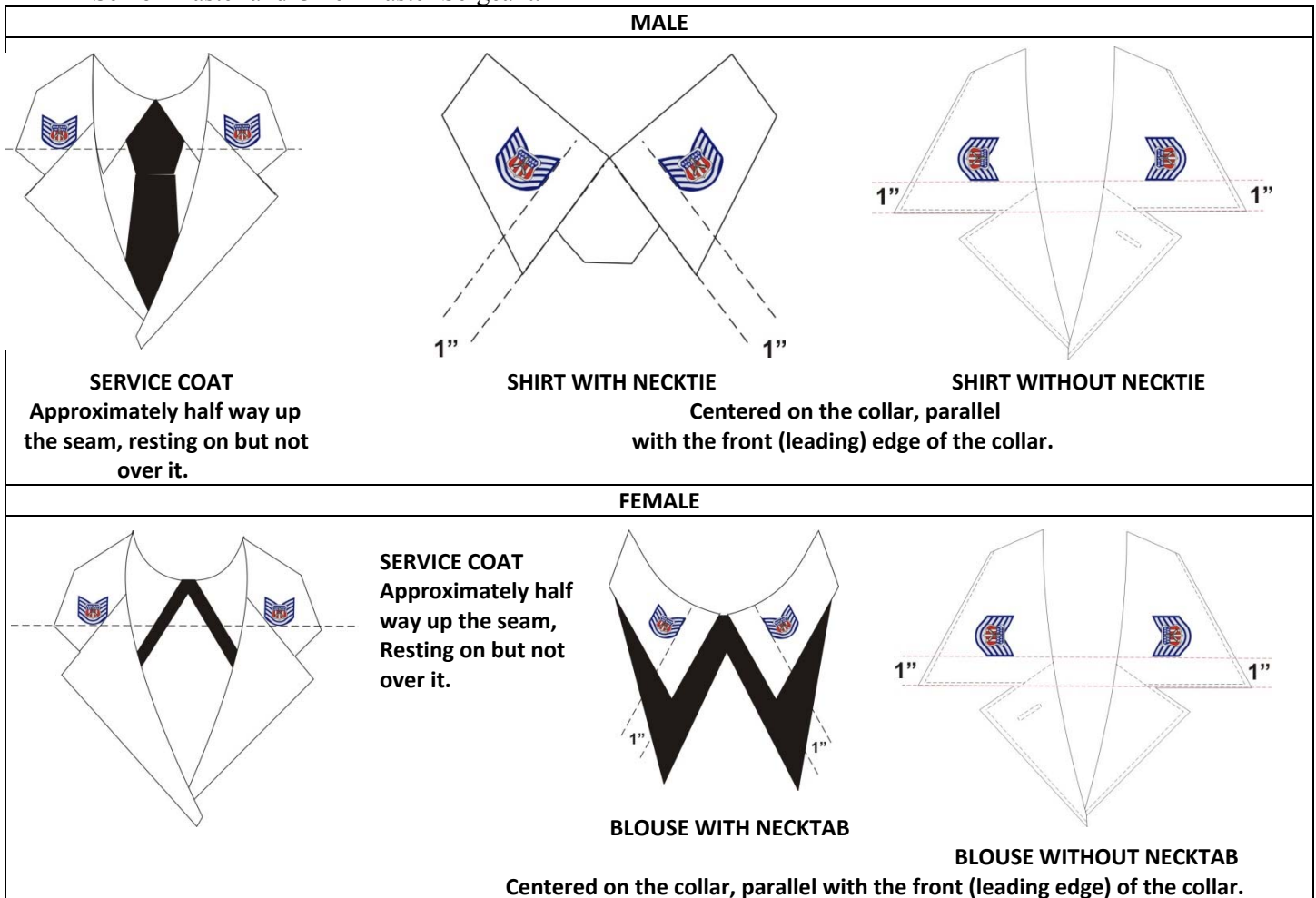
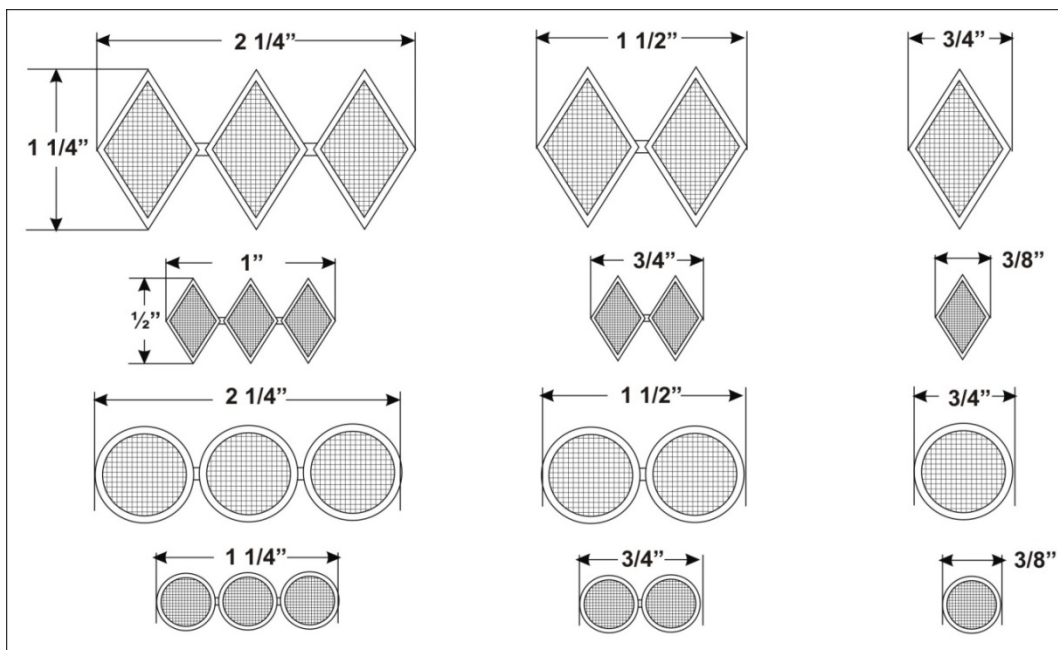



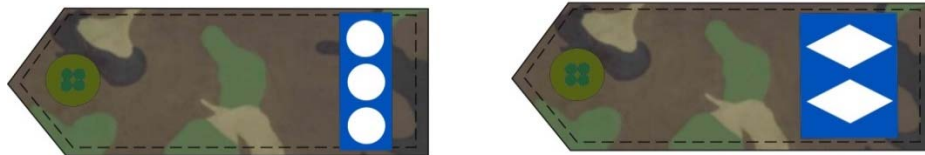
Figure A5-6 Cadet Officer Rank Insignia and Placement

Cadet officers pin regular size metal grade insignia to the dress shoulder boards and miniature metal grade insignia to the service epaulets.

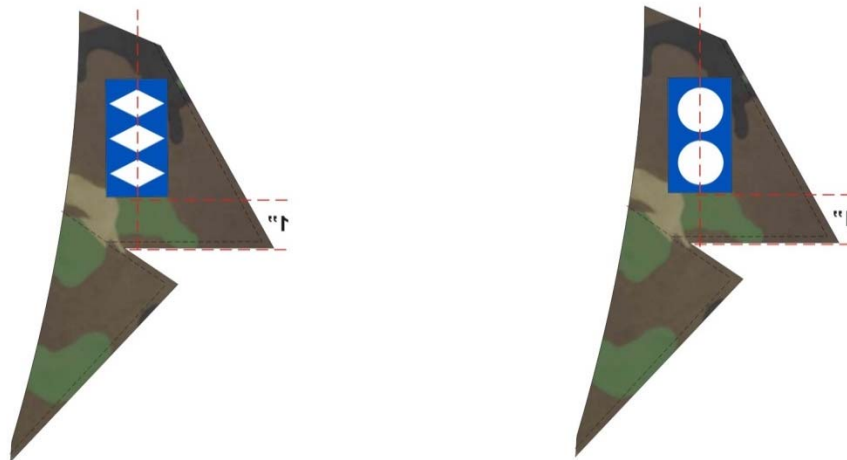





Placement on BDU field jacket epaulets



Placement on BDU shirt collars




Placement of miniature metal grade insignia on the all-weather coat and light weight blue jacket epaulets



Cadet officers may use the full size or miniature grade insignia on the outer garment epaulets.

Figure A5-7 Gortex Parka

Rank slides are slipped onto the button strap at the front of the parka. Officers and Cadet Officer slides are fully embroidered. NCOs, Cadet NCOs and Airmen pin metal collar insignia to a slide adorned only with the embroidered “CAP.”



A5-8 Men's Caps and Devices

CAP DEVICES



MEN'S SERVICE CAPS



**MAJOR GENERAL &
BRIGADIER GENERAL**



**COLONEL,
LIEUTENANT COLONEL &
MAJOR**




**ALL OTHER OFFICERS &
NCOs**



CADET OFFICERS

FLIGHT CAPS



**MAJOR GENERAL & BRIGADIER
GENERAL
(SOLID SILVER BRAID)**



**OFFICERS
(SILVER & BLUE BRAID)**



1 1/2"
**NCO
(BLUE BRAID)**



1 1/2"
**CADET OFFICERS
(REGULAR SIZE GRADE INSIGNIA &
BLUE BRAID)**



1 1/2"
**CADET NCOS & AIRMEN
(BLUE BRAID)**

A5-9 Women's Caps and Cap Devices

SERVICE CAPS



**ALL OTHER OFFICERS
AND NCOs**



**CROWN BAND FOR
MAJOR GENERAL &
BRIGADIER GENERAL**



CADET OFFICERS




**CROWN BAND FOR
COLONEL, LIEUTENANT
COLONEL & MAJOR**


FLIGHT CAPS



**MAJOR GENERAL &
BRIGADIER GENERAL
(SOLID SILVER BRAID)**



**OFFICERS
(SILVER & BLUE BRAID)**



**NCO
(BLUE BRAID)**



**CADET OFFICER
(REGULAR SIZE METAL
GRADE INSIGNIA & BLUE
BRAID)**



**CADET NCOs & AIRMEN
(BLUE BRAID)**

A5-10 Rank Insignia on BDU and Blue Field Cap



ATTACHMENT 6 – SERVICE BADGES, COMMAND INSIGNIA PINS, NAMETAGS AND CAP CREST AND MESS DRESS SEAL

Figure A6-1 Service Badges










METAL	 <p>2"</p>			
CLOTH				
	SENIOR ADVISORY GROUP	CAP COMMAND COUNCIL	NATIONAL EXECUTIVE COMMITTEE <i>(earned before 1 Aug 2012)</i>	NATIONAL BOARD <i>(earned before 1 Aug 2012)</i>
 <p>2" 1 3/8"</p> <p>FULL SIZE MINIATURE</p> <p>NATIONAL STAFF IDENTIFICATION BADGE</p>				

Figure A6-2 Command Insignia Pin

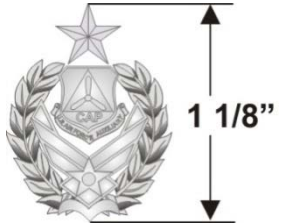

 <p>1 1/8"</p>		 <p>7/8"</p>	
GROUP COMMANDER		SQUADRON COMMANDER	

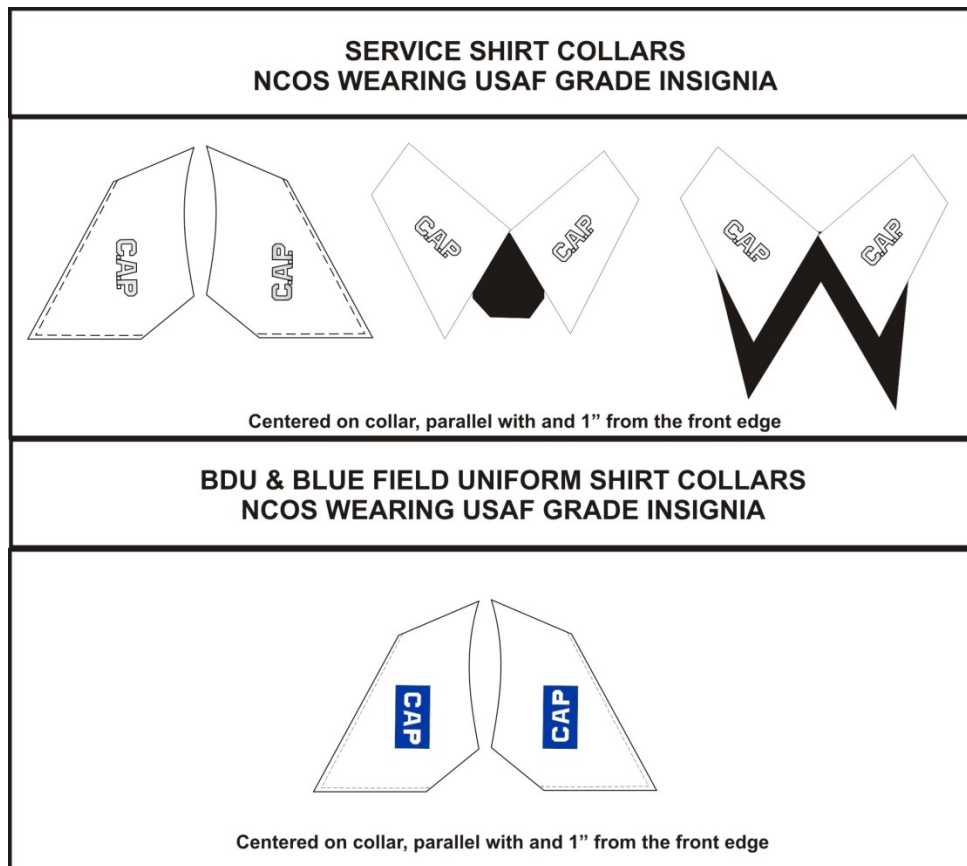

FIGURE A6-3 Nameplates

CAP NAMEPLATE - ADULTS	CAP NAMEPLATE – CADETS	BRUSH SILVER NAMEPLATE (adults only on Class A coat)	BLAZER NAMEPLATE (worn with Corporate Service Uniform)
CAP ID TAG FOR BDU, BLUE FIELD UNIFORM & BLACK FLEECE		CAP NAMETAG FOR BDU, BLUE FIELD UNIFORM & BLACK FLEECE	
LEATHER FLIGHT SUIT NAME TAGS			

FIGURE A6-4 CAP Crest and Seal

CAP COMMAND PATCH	CAP CREST
METAL	BULLION
MESS DRESS SEAL	

FIGURE A6-5 Collar Insignia



Note: The phase out date for the wear of the Air Force chevrons by Civil Air Patrol NCOs is 1 Oct 2015.

ATTACHMENT 7 – AVIATION, OCCUPATIONAL AND SPECIALTY TRACK BADGES

FIGURE A7-1 Aviation Insignia



























REGULAR SIZE – 3" MINIATURE – 2"			
CLOTH			
	COMMAND PILOT	SENIOR PILOT	PILOT
REGULAR SIZE – 3" MINIATURE – 2"			
CLOTH			
	MASTER OBSERVER	SENIOR OBSERVER	OBSERVER
REGULAR SIZE – 3" MINIATURE – 2"			
CLOTH			
	MASTER AIR CREW	SENIOR AIR CREW	AIR CREW
REGULAR SIZE – 3" MINIATURE – 2"			
CLOTH			
	GLIDER PILOT	BALLOON PILOT	
REGULAR SIZE – 2"			
CLOTH			
	SOLO BADGE	PRE-SOLO BADGE (Not an aeronautical rating)	

Figure A7-2 Cadet Model Rocketry Badge

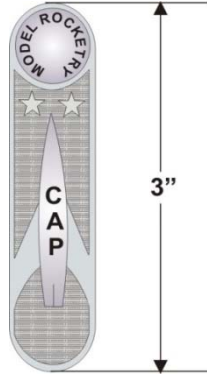




















Figure A7-3 Occupational Badges

CHAPLAIN CORPS				
METAL (1 1/8" high)				
CLOTH				
	JEWISH	CHRISTIAN	BUDDHIST	MUSLIM

HEALTH SERVICES		
METAL (1 1/8" HIGH)		
CLOTH		
	MEDICAL OFFICER	NURSE OFFICER

LEGAL OFFICER	
METAL (Regular: 1 1/4" wide)	
CLOTH	


EMERGENCY MEDICAL QUALIFICATIONS			
METAL (Regular: 1 1/8" wide Mini: 7/8" wide)			
			
CLOTH	PARAMEDIC	EMT-INTERMEDIATE	EMT-BASIC

INCIDENT COMMANDER QUALIFICATIONS			
METAL (Regular: 1 5/8" wide Mini: 1 1/8" wide)			
			
CLOTH	MASTER	SENIOR	BASIC

GROUND TEAM QUALIFICATIONS			
METAL (Regular: 1 1/8" wide Mini: 7/8" wide)			
			
CLOTH	MASTER	SENIOR	BASIC

Figure A 7-4 Specialty Track Badges

Shield-shaped Badges. These badges have a “wreath and star” for “Master” rating, “star” for “Senior” rating and no additional device for “Technician” rating.



Oval-shaped Badges. Ratings for these badges are marked by colored stars on the badges. The colors of these stars are noted below the badge.



ATTACHMENT 8 – PATCHES

Figure A 8-1 Operations-related Recognition Patches

		
<p>AFRCC SAR MANAGEMENT COURSE</p>	<p>ARCHER</p>	<p>CADET ORIENTATION PILOT</p>
		
<p>CHECK PILOT</p>	<p>CISM TEAM MEMBER</p>	<p>PROFICIENT PILOT</p>
		
<p>VERSION 1</p>	<p>VERSION 2</p>	
<p>EMERGENCY SERVICES PATCH</p>		

Figure A8-2 Special Activity Attendance Patches

		
<p>AIR FORCE SPACE COMMAND FAMILIARIZATION COURSE</p>	<p>AIR FORCE CIVIL ENGINEERING ACADEMY</p>	<p>CADET OFFICER SCHOOL</p>
		
<p>ENGINEERING ACADEMY</p>	<p>HAWK MOUNTAIN RANGER SCHOOL</p>	<p>HAWK MOUNTAIN RANGER QUALIFICATION TABS</p>
		
<p>HONOR GUARD ACADEMY</p>	<p>NATIONAL BLUE BERET</p>	<p>NATIONAL EMERGENCY SERVICES ACADEMY</p>
		
<p>NATIONAL FLIGHT ACADEMY</p>	<p>PARARESCUE ORIENTATION COURSE</p>	<p>SPECIALIZED UNDERGRADUATE PILOT TRAINING FAMILIARIZATION COURSE</p>

Figure A 8-3 Specialty Track Patches



Figure A 8-4 Cadet Program Participation Patches



Figure A 8-5 National Shoulder Patches



ATTACHMENT 9 – PAST, PRESENT AND FUTURE PHASE OUT DATES FOR UNIFORM ITEMS

ITEM	PHASE OUT DATE	NOTES
Removal of Wing/Region/National Patch on USAF-style Service Uniforms	1 August 2006	
Elimination of the Royal/Ultramarine Blue Flight Suit	1 March 2009	
Eliminated “US Civil Air Patrol” Name Tape on BDUs and Corporate Field Uniform	1 March 2010	Replaced by “Civil Air Patrol” Name Tape
Elimination of CAP Command Patch with “US” and “Air Force Auxiliary”	1 March 2010	Replaced by redesigned CAP Command Patch.
Eliminated Distinctive Corporate Service Uniform including <ul style="list-style-type: none"> • Double breasted service coat • White aviator shirt with blue trousers/slacks • Black windbreaker • Black, Army-style all-weather coat 	1 Jan 2012	
Eliminated Floppy Bow Tie with Corporate-style Uniforms	1 Jan 2015	Replaced with tie/tab.
Eliminates wear of CAP cutouts by Cadet Airmen Basic on all uniforms.	1 Jan 2015	
Eliminated Scarf, White or Gray with Service Dress (Class A) and Service Uniforms (Class B)	1 Jan 2015	Replaced by black scarf.
Eliminated Scarf, Gray with Battle Dress Uniform	1 Jan 2015	Replaced by black scarf.
Eliminated Earmuffs, Blue	1 Jan 2015	Replaced by earmuffs, black.
Eliminated wear of gray epaulets with grade insignia for NCOs on the Aviator Shirt Uniform	1 Jan 2015	
Eliminated Brown T-Shirt with Battle Dress Uniform	1 Jan 2015	Black T-shirt mandatory for wear.
Eliminated White T-Shirt and Brown T-Shirt with USAF-style	1 Jan 2015	Black T-shirt mandatory for

and Corporate-style Flight Duty Uniform		wear.
Eliminated White T-Shirt with Corporate Field Uniform	1 Jan 2015	Black T-shirt mandatory for wear.
Eliminated Aerial Radiological Monitoring Patch	1 Jan 2015	Outdated training program; not area of mission focus.
Eliminated National Emergency Assistance Training (NEAT) Patch	1 Jan 2015	Not a current training program.
Eliminated Membership 2000 Patch	1 Jan 2015	No longer granted; granting program ended more than ten years ago.
Eliminated National SAR Competition Patch	1 Jan 2015	No longer granted; program ended more than ten years ago.
Eliminated American Flag Patch on BDUs and Corporate Field Uniform	1 Jan 2017	Optional for wear until that date.
Eliminated 100% Wool Pullover Sweater	1 Jan 2017	Replaced by 50/50 Acrylic Wool Sweater
Phase out of USAF-style NCO Chevrons	1 Oct 2015	Replaced by CAP Distinctive Chevrons
Phase out of National Staff Rocker	1 Jan 2015	Replaced by National Rocker